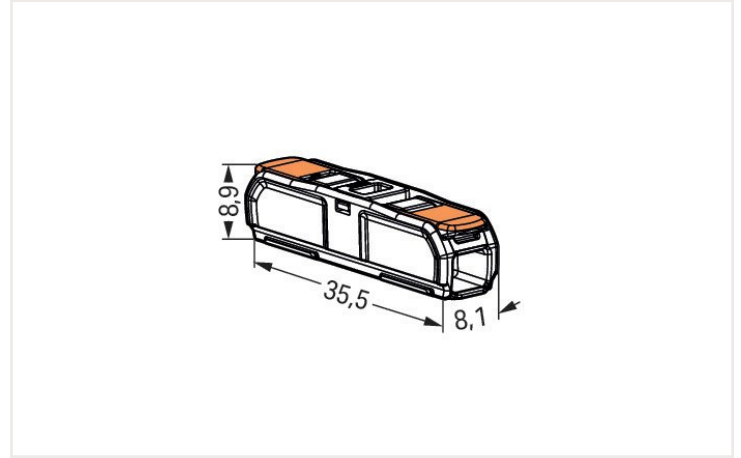



Data sheet | Item number: 221-2411

Inline splicing connector with lever; for all conductor types; max. 4 mm²; 2-conductor; transparent housing; Transparent cover; Surrounding air temperature: max 85°C (T85); 4.00 mm²; transparent



<https://www.wago.com/221-2411>



Color: transparent

This connector is suitable for worldwide installations.

Electrical data

Ratings per IEC/EN

Ratings per	EN 60664
Nominal voltage (II/2)	450 V
Rated surge voltage (II/2)	4 kV
Rated current	32 A
Legend (ratings)	(II / 2) ≙ Overvoltage category II / Pollution degree 2

Ratings per UL

Rated voltage UL (Use Group C)	600 V
Rated current UL (Use Group C)	20 A

Connection data

Total number of connection points 2

Connection 1

Connection technology	CAGE CLAMP®
Actuation type	Lever
Connectable conductor materials	Copper
Solid conductor	0.2 ... 4 mm ² / 20 ... 14 AWG
Stranded conductor	0.2 ... 2.5 mm ² / 18 ... 14 AWG
Fine-stranded conductor	0.2 ... 4 mm ² / 18 ... 14 AWG
Strip length	11 mm / 0.43 inch

Physical data

Width	8.1 mm / 0.319 inch
Height	8.9 mm / 0.35 inch
Depth	35.5 mm / 1.398 inch

Material data

Note (material data)	Information on material data can be found here
Color	transparent
Cover color	transparent
Flammability class per UL94	V2
Fire load	0 MJ
Actuator color	orange
Weight of insulation material	0.84 g
Weight	2.4 g

Commercial data

PU (SPU)	600 (60) Pieces
Packaging type	Box
Country of origin VKOrg Germany	DE
GTIN	4066966102666
Customs tariff number VKOrg Germany	85369010000

Approvals and certificates

Country specific Approvals



Approval	Standard	Certificate name
CCA DEKRA Certification B.V.	EN 60998	NTR NL-7827
KEMA/KEUR DEKRA Certification B.V.	EN 60998	71-113253 REV. 1

UL-Approvals



Approval	Standard	Certificate name
UL Underwriters Laboratories Inc.	UL 486C	E69654

Downloads

Environmental Product Compliance

Compliance Search

Environmental Product
Compliance 221-2411



Documentation

Additional Information

Technical Section	pdf 2142.18 KB	
-------------------	-------------------	--

CAD/CAE-Data

CAD data	CAE data
2D/3D Models 221-2411	ZUKEN Portal 221-2411

1 Compatible products

1.1 Optional accessories

1.1.1 Installation

1.1.1.1 Mounting accessories



Item no.: 221-2501
Mounting carrier with strain relief; 1-way; for inline splicing connector with lever; for screw mounting; gray



Item no.: 221-2511
Mounting carrier with strain relief; 1-way; for inline splicing connector with lever; with snap-in mounting foot; gray



Item no.: 221-2502
Mounting carrier with strain relief; 2-way; for inline splicing connector with lever; for screw mounting; gray



Item no.: 221-2512
Mounting carrier with strain relief; 2-way; for inline splicing connector with lever; with snap-in mounting foot; gray



Item no.: 221-2503
Mounting carrier with strain relief; 3-way; for inline splicing connector with lever; for screw mounting; gray



Item no.: 221-2513
Mounting carrier with strain relief; 3-way; for inline splicing connector with lever; with snap-in mounting foot; gray



Item no.: 221-2504
Mounting carrier with strain relief; 4-way; for inline splicing connector with lever; for screw mounting; gray



Item no.: 221-2514
Mounting carrier with strain relief; 4-way; for inline splicing connector with lever; with snap-in mounting foot; gray



Item no.: 221-2505
Mounting carrier with strain relief; 5-way; for inline splicing connector with lever; for screw mounting; gray



Item no.: 221-2515
Mounting carrier with strain relief; 5-way; for inline splicing connector with lever; with snap-in mounting foot; gray



Item no.: 221-2521
Mounting carrier; 1-way; for inline splicing connector with lever; for screw mounting; gray



Item no.: 221-2531
Mounting carrier; 1-way; for inline splicing connector with lever; with snap-in mounting foot; gray



Item no.: 221-2522
Mounting carrier; 2-way; for inline splicing connector with lever; for screw mounting; gray



Item no.: 221-2532
Mounting carrier; 2-way; for inline splicing connector with lever; with snap-in mounting foot; gray



Item no.: 221-2523
Mounting carrier; 3-way; for inline splicing connector with lever; for screw mounting; gray



Item no.: 221-2533
Mounting carrier; 3-way; for inline splicing connector with lever; with snap-in mounting foot; gray



Item no.: 221-2524
Mounting carrier; 4-way; for inline splicing connector with lever; for screw mounting; gray



Item no.: 221-2534
Mounting carrier; 4-way; for inline splicing connector with lever; with snap-in mounting foot; gray



Item no.: 221-2525
Mounting carrier; 5-way; for inline splicing connector with lever; for screw mounting; gray



Item no.: 221-2535
Mounting carrier; 5-way; for inline splicing connector with lever; with snap-in mounting foot; gray



Item no.: 209-123
Mounting foot with screw; can be screwed on terminal blocks with fixing flange; 6.4 mm wide; gray



Item no.: 209-120
Mounting foot; can be snapped on terminal blocks with snap-in mounting foot; for mounting on relay-modules; 6.4 mm wide; gray

Installation notes



Conductor termination



Push up the lever to open the clamping unit and insert the conductor.

Push the lever back down.


Installation




Place the inline splicing connector on the carrier in front of the mounting position.

Push the connector to the center position until it snaps into place.


Application



Perfect for test setups



Simple extension of lines




Lighting connection in suspended ceilings




Multi-pole, fixed lighting fixture wiring


Application



Perfect for test setups



Simple extension of lines



Lighting connection in suspended ceilings



Multi-pole, fixed lighting fixture wiring