
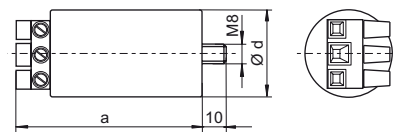


# Electronic Superimposed Ignitors for HS Lamps 70 (DE) to 400 W and HI Lamps 35 to 400 W

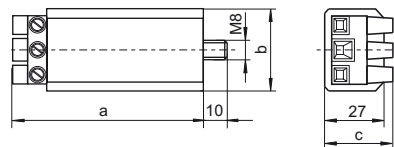


Standard version or with automatic switch-off  
Compact shape  
For high pressure sodium lamps (HS),  
metal halide lamps (HI) and  
ceramic discharge lamps (C-HI)  
Ignition voltage: 4–5 kV  
Phasing of the ignition voltage:  
60–90 °el and 240–270 °el  
Max. permitted casing temperature: 105 °C  
Fastening: male nipple with pre-assembled  
washer and nut  
For luminaires of protection class I and II  
For luminaires of protection class I  
(140594, 147707)

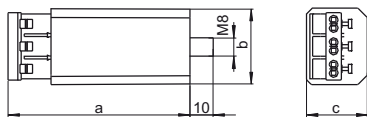
### Al casing



### PC casing



### PC casing



Ignitor									Casing				
Type	Ref. No.	Voltage AC 50–60 Hz  V	Max. lamp current  A	Internal loss  W	Inherent heating  K	Ignition voltage  kV	Load capacity  µF	Switch-off time  sec./Hz	d Ø	a	b	c	Weight  g
<b>Aluminium casing (Al) with screw terminals: 0.75–4 mm<sup>2</sup></b>													
Z 400 M	140594	220–240	5	< 3	< 35	4–5	20–50	—	35	76	—	—	140
Z 400 M VS-Power <sup>1</sup>	147707	220–240	5	< 3	< 35	4–5	20–50	—	35	76	—	—	140
Z 400 M S	140693	220–240	5	< 3	< 35	4–5	20–50	—	35	76	—	—	140
<b>Plastic casing (PC) with screw terminals: 0.75–4 mm<sup>2</sup></b>													
Z 400 M K	140597	220–240	5	< 3	< 35	4–5	20–50	—	—	78	34	27	130
Z 400 M K VS-Power <sup>1</sup>	142897	220–240	5	< 3	< 35	4–5	20–50	—	—	78	34	27	130
Z 400 M K D20 <sup>2</sup>	141582	220–240	5	< 3	< 35	4–5	20–50	1216/50–60	—	80	34	30	145
<b>Plastic casing (PC) with push-in terminals: 0.5–2.5 mm<sup>2</sup></b>													
Z 400 M K	142360	220–240	5	< 3	< 35	4–5	20–50	—	—	81	34	27	130
Z 400 M K VS-Power <sup>1</sup>	142361	220–240	5	< 3	< 35	4–5	20–50	—	—	81	34	27	130
Z 400 M K D20 <sup>2</sup>	142370	220–240	5	< 3	< 35	4–5	20–50	1216/50–60	—	83	34	30	145

new >>>  
new >>>  
new >>>

recommended for outdoor lighting  
<sup>1</sup> not suitable for C-HI lamps  
<sup>2</sup> with IPP technology