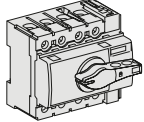
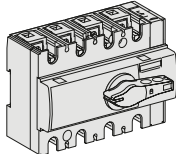


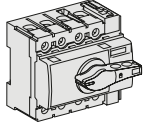
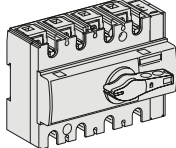
INS40 to 160

Complete fixed/FC device and accessories

Compact INS40 to 160 standard version with black handle

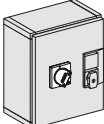
	Compact INS40	3P	4P
	Compact INS63	28900	28901
	Compact INS80	28902	28903
	Compact INS80PV - Photovoltaic	28904	28905
		-	28907
	Compact INS100	3P	4P
	Compact INS125	28908	28909
	Compact INS160	28910	28911
		28912	28913

Compact INS40 to 160 with red handle and yellow front

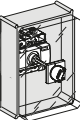
	Compact INS40	3P	4P
	Compact INS63	28916	28917
	Compact INS80	28918	28919
		28920	28921
	Compact INS100	3P	4P
	Compact INS125	28924	28925
	Compact INS160	28926	28927
		28928	28929

Individual enclosures

IP55 heavy-duty sheetmetal enclosure

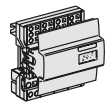
	For INS40 to INS160 with extended standard rotary handle	31208
	For INS40 to INS160 with extended red handle on yellow front	31209

IP55 heavy-duty insulating enclosure


	For INS40 to INS160 with extended standard rotary handle	28967
	For INS40 to INS160 with extended red handle on yellow front	28968

Linery distribution blocks

Linery DX distribution block 4P




	INS40 to 63	63 A, 4 incoming terminals (4 x 25 mm ²) + 24 outgoing spring terminals (24 x 6 mm ²)	
		Upstream incoming connection	04040
		Downstream incoming connection	04041
	INS40 to 125	125 A, 4 incoming terminals (4 x 35 mm ²) + 12 outgoing spring terminals (7 x 4 mm ² + 3 x 6 mm ² + 2 x 10 mm ²) + 1 outgoing tunnel terminal (16 mm ²)	04045
INS100 to 160	4 prefabricated connections 125 A, 35 mm ² , l = 210 mm	04047	
	160 A, 4 incoming terminals (4 x 35 mm ²) + 12 outgoing spring terminals (7 x 4 mm ² + 3 x 6 mm ² + 2 x 10 mm ²) + 1 outgoing tunnel terminal (16 mm ²) with 4 prefabricated connections	04046	

Multi-stage Linery DS distribution block 4P


	INS100 to 160	100 A, 4 x 7 holes (3 x 10 mm ² + 3 x 16 mm ² + 1 x 25 mm ²)	LGY410028
		125 A, 4 x 12 holes (4 x 16 mm ² + 7 x 25 mm ² + 1 x 35 mm ²)	LGY412548
		125 A, 4 x 15 holes (11 x 16 mm ² + 3 x 25 mm ² + 1 x 35 mm ²)	LGY412560
		160 A, 4 x 12 holes (1 x 70 mm ² + 3 x 35 mm ² + 8 x 25 mm ²)	LGY416048
	Neutral terminal strip	100 A, 4 x 7 holes (2 x 25 mm ² + 5 x 16 mm ²)	LGYN1007
125 A, 4 x 12 holes (1 x 35 mm ² + 7 x 25 mm ² + 4 x 16 mm ²)		LGYN12512	
125 A, 4 x 15 holes (4 x 35 mm ² + 11 x 25 mm ²)		LGYN12515	

Connection accessories (cont.)

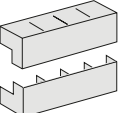
Connectors for bare Cu or Al cables

DB117559.eps 	Snap-in	INS100 to 160 S ≤ 95 mm ²	Set of 3	28947
			Set of 4	28948
DB117560.eps 	Distribution connector for 3 rigid cables up to 16 mm ² or 3 flexible cables up to 10 mm ²	INS40 to 80	Set of 3	19096 ^[1]
			Set of 4	19091 ^[1]
DB117561.eps 	Distribution connector for 4 rigid cables up to 25 mm ² or 4 flexible cables up to 16 mm ²	INS100 to 160	Set of 3	28949
			Set of 4	28950

Crimp lugs for copper cables

DB117562.eps 	For 95 mm ² cables with interphase barriers	INS100 to 160	Set of 3	28951
			Set of 4	28952

Terminal shrouds

DB117592.eps 	INS40 to 80	3P/4P	Set of 2	28955
	INS100 to 160	3P/4P	Set of 2	28956

Terminal shields

DB117593.eps 	INS40 to 80	3P/4P	Set of 2	28957
	INS100 to 160	3P/4P	Set of 2	28958

Interphase barriers

DB40166.eps 	INS100 to 160	3P/4P	Set of 6	28959
--	---------------	-------	----------	--------------

Electrical auxiliaries

Auxiliary contacts


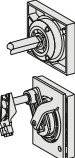
DB117563.eps 	1 CAF / CAO standard (early make or break)	INS40 to 160		29450
	1 CAF / CAO low level (early make or break)	INS40 to 160		29452

Rotary handles

Direct front control or lateral control

Built-in

Accessories for conversion to extended rotary handles

DB41427.eps 	Front control (handle included)	For black handle	INS40 to 160	LV428941	
		For red handle on yellow front	INS40 to 160	LV428942	
DB125623.eps 	Lateral control (handle not included)	For black handle	INS40 to 160	28943	
		For red handle on yellow front	INS40 to 160 ^[2]	28944	
		Lateral control on PRAGMA F functional enclosure ^[3] (handle not included)	For black handle	INS40 to 160	28945
			For red handle on yellow front	INS40 to 160 ^[2]	28946

[1] The terminal shield 28957 can't be used with this connector.

[2] For red/yellow switch versions only.

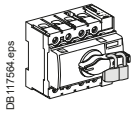
[3] Not available with Prisma.



INS40 to 160 Accessories

Locking and interlocking

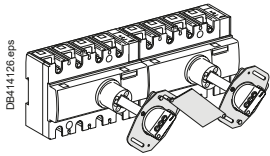
Handle locking



By 1 to 3 padlocks (OFF position), hasp dia. 5 to 8 mm, or by lead seals

Built-in

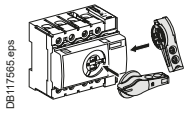
Interlocking for extended rotary handles



Mechanical interlocking for INS40 to INS160

28953

Spare parts



Black handle

28962

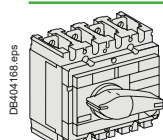
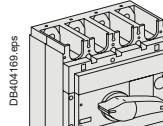
Red handle

^[1] **28963**

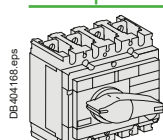
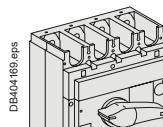
[1] For red/yellow switch versions only.

Complete fixed/FC device and accessories

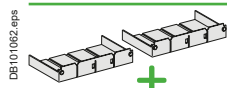
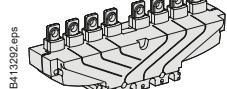
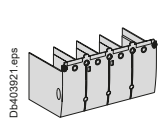
Compact INS250 to 630 standard version with black handle

 <p>DB404168.eps</p>	Compact INS250-100A	3P	4P
	Compact INS250-160A	31100	31101
	Compact INS250-200A	31104	31105
	Compact INS250	31102	31103
 <p>DB404169.eps</p>	Compact INS250	31106	31107
	Compact INS320	3P	4P
	Compact INS400	31108	31109
	Compact INS500	31110	31111
	Compact INS630	31112	31113
		31114	31115

Compact INS250 to 630 with red handle and yellow front

 <p>DB404168.eps</p>	Compact INS250-100A	3P	4P
	Compact INS250-160A	31120	31121
	Compact INS250-200A	31124	31125
	Compact INS250	31122	31123
 <p>DB404169.eps</p>	Compact INS250	31126	31127
	Compact INS320	3P	4P
	Compact INS400	31128	31129
	Compact INS500	31130	31131
	Compact INS630	31132	31133
		31134	31135

Downstream coupling accessories

 <p>DB101062.eps</p>	Short terminal shields (1 pair) + "normal" source/"replacement" source	
	INS250/INS250	3/4P
 <p>DB413292.eps</p>	INS320 to INS630/INS320 to INS630	LV429359
		LV432620
 <p>DB403921.eps</p>	Long terminal shields (1 piece)	
	INS250 long terminal shield	LV429518
	INS320 to INS630	
	Long terminal shield, 45 mm (1 piece)	LV432594
	Long terminal shield for spreaders, 52.5 mm (1 piece)	LV432596

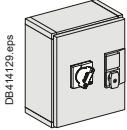


INS250-100 to 630

Complete fixed/FC device and accessories

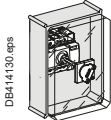
Individual enclosures

IP55 heavy-duty sheetmetal enclosure




For INS250-100 to 250 with extended standard rotary handle	31210
For INS250-100 to 250 with extended red rotary handle on yellow front	31211
For INS320 to 630 with extended standard rotary handle	31212
For INS320 to 630 with extended red rotary handle on yellow front	31213

IP55 heavy-duty insulating enclosure



For INS250-100 to 250 with extended standard rotary handle	31204
For INS250-100 to 250 with extended red rotary handle on yellow front	31205
For INS320 to 630 with extended standard rotary handle	31206
For INS320 to 630 with extended red rotary handle on yellow front	31207

IP66



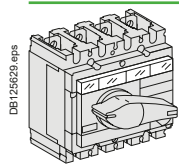
Enclosed disconnecter switch 200 A 3P in Steel IP66 enclosure	LV431228 ^{[1] [2]}
Enclosed disconnecter switch 200 A 3P in Stainless steel IP66 enclosure	LV431229 ^{[1] [2]}
Rotary handle	LV431052 ^[2]

[1] Only available for Norway, Sweden, Denmark, Finland).

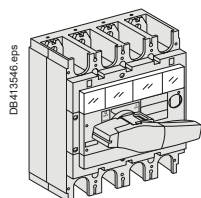
[2] Available in september 2017.

Complete fixed/FC device and specific accessories

Compact INV100 to 630 standard version with black handle

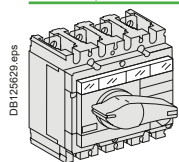


	3P	4P
Compact INV100	31160	31161
Compact INV160	31164	31165
Compact INV200	31162	31163
Compact INV250	31166	31167

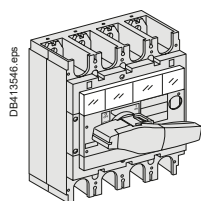


	3P	4P
Compact INV320	31168	31169
Compact INV400	31170	31171
Compact INV500	31172	31173
Compact INV630	31174	31175

Compact INV100 to 630 with red handle and yellow front



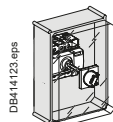
	3P	4P
Compact INV100	31180	31181
Compact INV160	31184	31185
Compact INV200	31182	31183
Compact INV250	31186	31187



	3P	4P
Compact INV320	31188	31189
Compact INV400	31190	31191
Compact INV500	31192	31193
Compact INV630	31194	31195

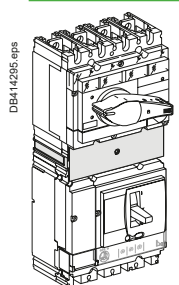
Individual enclosures

IP55 heavy-duty insulating enclosure

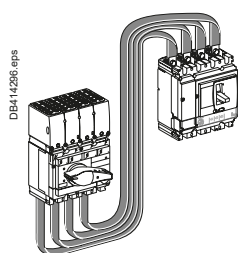


For INV100 to 250 with extended standard rotary handle	31204
For INV100 to 250 with extended red rotary handle on yellow front	31205
For INV320 to 630 with extended standard rotary handle	31206
For INV320 to 630 with extended red rotary handle on yellow front	31207

Combination with Compact NSX devices for "tarif jaune / tarif vert"



INV100 to 250 combination with NSX250	31066
INV320 to 630 combination with NSX250	31067
Front alignment base for INV320 to 630 combination with NSX250	LV431064
INV320 to 630 combination with NSX400/630	31068



Flexible connection assembly for vertical INV100 to 250 with horizontal NSX250 ^[1]	04443
Flexible connection assembly for vertical INV100 to 250 with horizontal Vigi NSX250 ^[1]	04444
Flexible connection assembly for vertical INV320 to 630 with horizontal NSX250/400/630 ^[1]	04445
Flexible connection assembly for vertical INV320 to 630 with horizontal Vigi NSX250/400/630 ^[1]	04446
Flexible connection assembly for vertical INV100 to 250 with vertical NSX250 beside	31071
Flexible connection assembly for vertical INV320 to 630 with vertical NSX400/630 beside	31072
Flexible connection assembly for vertical INV320 to 630 with vertical NSX250 beside	31093

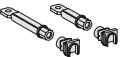
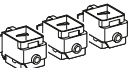
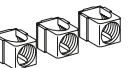
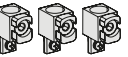


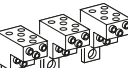

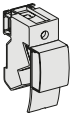
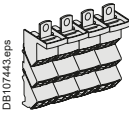







[1] Valid for new Prisma only.



INS250-100 to 250 and INV100 to 250

Accessories

Connection accessories

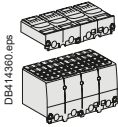
Rear connections				
	Short (1 pair)			LV429235
	Long (1 pair)			LV429236
Cable connectors				
	Snap-on, for cables:	Steel: 1.5 to 95 mm ² ; ≤ 160 A	Set of 3	LV429242
			Set of 4	LV429243
		Aluminium: 25 to 95 mm ² ; ≤ 250 A	Set of 3	LV429227
			Set of 4	LV429228
		Aluminium: 120 to 185 mm ² ; ≤ 250 A	Set of 3	LV429259
			Set of 4	LV429260
		Aluminium: 120 to 240 mm ² ; ≤ 250 A	Set of 3	LV429244
			Set of 4	LV429245
	Tab connector for voltage tap on 185 mm ² cable connector		Set of 10	LV429348
	Clip for cable connector		Set of 10	LV429241
	Distribution connector for six 1.5 to 35 mm ² cables with interphase barriers		Set of 3	LV429248
			Set of 4	LV429249
	Aluminium connectors for 2 cables: 2 x (50 to 120 mm ²); ≤ 250 A		Set of 3	LV429218
			Set of 4	LV429219
Linergy DX and DP distribution block				
	Linergy DX 160 A	For 6 cables (16 mm ²) per pole ^[1]	1P	04031
	Linergy DP 250 A	For 9 cables (6 x 10 mm ² + 3 x 16 mm ²) per pole ^[1]	3P	04033
			4P	04034
		Additional blocks of 2 x 35 mm ² per pole ^[1]	3P	04155
			4P	04156
				
Linergy DS distribution block				
	Linergy DS 250 A	For 14 holes (1 x 15.3 mm ² + 1 x 10 mm ² + 4 x 6 mm ² + 8 x 7.5 mm ²)	1P	LG125014
Terminal extensions (supplied with 2 or 3 interphase barriers)				
	Right-angle terminal extensions ^[1]		Set of 3	LV429261
			Set of 4	LV429262
	Straight terminal extensions ^[1]		Set of 3	LV429263
			Set of 4	LV429264
Spreaders (for upstream or downstream connection)				
	Separate for each pole		3P	LV431563
			4P	LV431564
	One-piece Front alignment base for one-piece spreader (when mounting with LV432594 and LV432596, refer installation page C-17)		3/4P	LV431061
			3/4P	LV431064
Crimp lugs for copper cables (supplied with 2 or 3 interphase barriers)				
	For 120 mm ² cables		Set of 3	LV429252
			Set of 4	LV429256
	For 150 mm ² cables		Set of 3	LV429253
			Set of 4	LV429257
	For cable 185 mm ² cables		Set of 3	LV429254
			Set of 4	LV429258
Crimp lugs for aluminium cables (supplied with 2 or 3 interphase barriers)				
	For 150 mm ² cables		Set of 3	LV429504
			Set of 4	LV429505
	For 185 mm ² cables		Set of 3	LV429506
			Set of 4	LV429507

[1] Supplied with 2 or 3 interphase barriers.

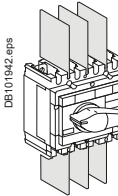
INS250-100 to 250 and INV100 to 250 Accessories

Connection accessories

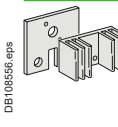
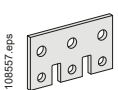
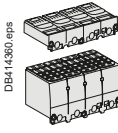
Terminal shields

	1 Short	3/4 P	LV429516
	1 Long	3/4 P	LV429518

Interphase barriers

		Set of 6	LV429329

Special connection accessories for INS250-100 to 250DC and INV100 to 250DC

	Terminal extensions for series or parallel connection of two poles ^[1]	1 connection plate equipped with heat sink + 1 interphase barrier	LV438328
	<p>[1] Series connection of:</p> <p>2 poles = 1 terminal extension</p> <p>3 poles = 2 terminal extensions</p> <p>4 poles = 3 terminal extensions</p> <p>Parallel connection of:</p> <p>2 poles = 2 terminal extensions</p> <p>4 poles = 4 terminal extensions</p>		
	Terminal extensions for parallel connection of three poles:		
	Parallel connection of:	3 poles = set of 2 terminal extensions	LV438329
	4P terminal shields for series connection of poles	Set of 1	LV438326
	4P terminal shields for parallel connection of poles (2P/4P)	Set of 1	LV438327

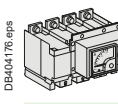
Electrical auxiliaries

Auxiliary contacts (changeover type)

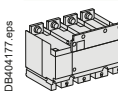
	CAM (early make or break)	29450
	Low level CAM (early make or break)	29452

Indication and measurement modules

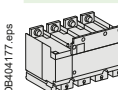
Ammeter module (4P)

	Adaptation kit (compulsory for devices with direct front handles)	31081
	Rating (A)	100
		150
		250

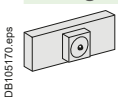
Current transformer module and voltage output (4P)

	Rating (A)	100	LV429462
		150	LV430562
		250	LV431570

Current transformer module (4P)

	Rating (A)	100	LV429458
		150	LV430558
		250	LV431568

Voltage presence indicator

	Rating (A)	250	LV429325
---	------------	-----	----------




INS250-100 to 250 and INV100 to 250

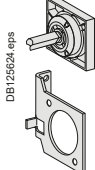
Accessories

Rotary handles

Front control

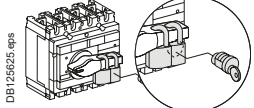
	Direct for INS/INV250	Built-in
	Extended	
	For INS/INV250 with standard rotary handle	LV431050
	For INS/INV250 with red handle on yellow front	LV431051 ^[1]
	For INS/INV250 with standard rotary handle equipped with gasket (to use with IP66 enclosure) For complete source changeover assembly	LV431052 31055

Lateral control

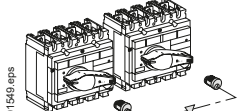
	Direct lateral control for INS/INV250	
	Lateral support	31054
	+ standard lateral control assembly	31057
	or + red and yellow lateral control assembly	31058 ^[1]
	Extended lateral control for INS/INV250	
	Standard lateral control assembly	31057
Red and yellow lateral control assembly	31058 ^[1]	

Locking and interlocking for INS/INV and source changeover systems

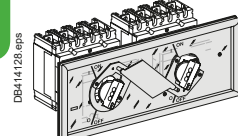
Locking for INS/INV

	Handle locking by 1 to 3 padlocks (in OFF position)	Built-in
	By keylock	
	Keylocking device	2 x 31087
	+ Ronis 1351B.500 keylock or + Profalux KS5 B24 D4Z keylock	41940 42888

Interlocking with key (2 keylocks / 1 key)

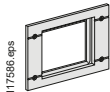
	By 2 keylocks	
	INS250 keylocking device	2 x 31087
	INS320-630 keylocking device	2 x 31088
	+ Ronis 1351B.500 keylock	2 x 41950
	or + Profalux KS5 B24 D4Z keylock	2 x 42878

Interlocking for INS/INV with direct or extended rotary handle

	Mechanical interlocking for INS250	31073

Installation accessories

Front panel escutcheons

	For INS/INV	31079
	For ammeter module, IP40	LV429318

Lead seal accessories

	LV429375
--	-----------------

Spare parts

12 snap-in nuts for fixed/FC(M8)	LV430554
100 identification labels	29314
Bag of screws	LV429312
Black handle	31082
Red handle	31083 ^[1]
Viewport for INV100/160/250	31089


[1] For red/yellow switch versions only.

INS320 to 630 and INV320 to 630




Accessories

Connection accessories

Rear connections

	Short (1 pair)	LV432475
	Long (1 pair)	LV432476

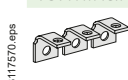

Cable connectors

	For 1 cable, 35 mm ² to 300 mm ²	Set of 3	LV432479 ^[1]
		Set of 4	LV432480 ^[2]
	For 2 cables, 35 mm ² to 240 mm ²	Set of 3	LV432481 ^[1]
		Set of 4	LV432482 ^[2]
	Tab connector for voltage tap on cable connector	Set of 10	LV429348

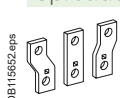
^[1] Kit comprising 2 interphase barriers.

^[2] Kit comprising 3 interphase barriers.

Terminal extensions (supplied with 2 or 3 interphase barriers)

	Right-angle terminal extensions	Set of 3	LV432484
		Set of 4	LV432485
	Edgewise terminal extensions	Set of 3	LV432486
		Set of 4	LV432487

Spreaders (for upstream or downstream connection)

	One-piece	52.5 mm	3P	LV432490
			4P	LV432491
		70 mm	3P	LV432492
			4P	LV432493

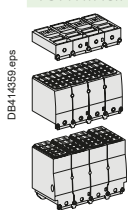
Crimp lugs for copper cables (supplied with 2 or 3 interphase barriers)

	For 240 mm ² cables	Set of 3	LV432500
		Set of 4	LV432501
	For 300 mm ² cables	Set of 3	LV432502
		Set of 4	LV432503

Crimp lugs for aluminium cables (supplied with 2 or 3 interphase barriers)

	For 240 mm ² cables	Set of 3	LV432504
		Set of 4	LV432505
	For 300 mm ² cables	Set of 3	LV432506
		Set of 4	LV432507

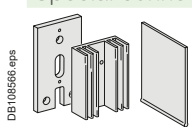
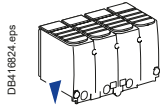
Terminal shields

	1 Short	3/4P	LV432592
	1 Long	3/4P	LV432594
	1 Long for 52.5 mm spreader (supplied with insulating plate)	3/4P	LV432596

Interphase barriers

	Set of 6	LV432570
---	----------	----------

Special connection accessories for INS/INV320 to 630DC

	Terminal extensions for series or parallel connection of two poles ^[3]	1 connection plate equipped with heat sink + 1 interphase barrier	LV438338
	^[3] Series connection of: 2 poles = 1 terminal extension 3 poles = 2 terminal extensions 4 poles = 3 terminal extensions	Parallel connection of: 2 poles = 2 terminal extensions 4 poles = 4 terminal extensions	
	4P terminal shields for series connection of poles	Set of 2	LV438346
	4P terminal shields for series connection of poles	Set of 2	LV438337



INS320 to 630 and INV320 to 630 Accessories

Electrical auxiliaries

Auxiliary contacts (changeover type)

DB17563.eps



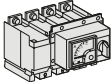
1 OF/CAF/CAO (early make or break)
1 OF/CAF/CAO low level (early make or break)

29450
29452

Indication and measurement modules

Ammeter module (4P)

DB404176.eps

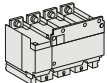


Rating (A) 400
630

LV432656
LV432856

Current transformer module (4P)

DB404177.eps



Rating (A) 400
630
400 with voltage output
630 with voltage output

LV432658
LV432858
LV432654
LV432862

Voltage presence indicator

DB105170.eps



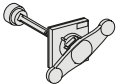
Rating (A) 630

LV432566

Rotary handles

Extended front control

DB404185.eps



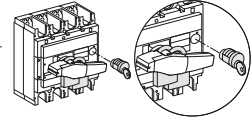
For INS320/400/630 with standard rotary handle
For INS320/400/630 with red handle on yellow front
For complete source changeover assembly

31052
31053
31055

Locking and interlocking for INS/INV and source changeover systems

Locking for INS/INV

DB404186.eps

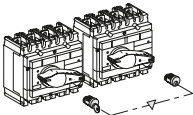


Handle locking by 1 to 3 padlocks (in OFF position)
By keylock Keylocking device
+ Ronis 1351B.500 keylock
or + Profalux KS5 B24 D4Z keylock

Built-in
31088
41940
42888

Interlocking with key (2 keylocks / 1 key)

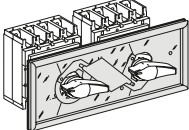
DB101548.eps



By 2 keylocks INS250 keylocking device 2 x **31087**
INS320-630 keylocking device 2 x **31088**
+ Ronis 1351B.500 keylock 2 x **41950**
or + Profalux KS5 B24 D4Z keylock 2 x **42878**

Interlocking for INS/INV with direct or extended rotary handle

DB404187.eps



Mechanical interlocking for INS320/400/630

31074

Installation accessories

Front panel escutcheons

DB17586.eps



For INS/INV
For ammeter module, IP40

31080
LV429318

Lead seal accessories

LV429375

Spare parts

100 labels
Bag of screws
Black handle
Red handle
Viewport for INV320/400/630

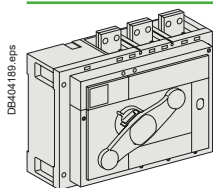
29314
LV432552
31084
31085
31090

[1] For red/yellow switch versions only.

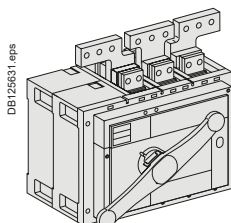
Catalogue numbers INS630b to 2500

Complete fixed/FC device and accessories

Compact INS630b to 2500 standard version with black handle

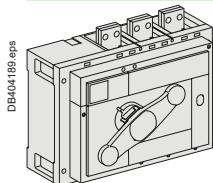


	3P	4P
Compact INS630b	31342	31343
Compact INS800	31330	31331
Compact INS1000	31332	31333
Compact INS1250	31334	31335
Compact INS1600	31336	31337



Compact INS2000	31338	31339
Compact INS2500	31340	31341

Compact INS800 to 1600 with red handle and yellow front



	3P	4P
Compact INS800	31344	31345
Compact INS1000	31346	31347
Compact INS1250	31348	31349
Compact INS1600	31350	31351

