

SKLOPKE SWITCHES

- Usaglašeno sa IEC 60669-1
- Ugradnja u noseću prirubnicu utiskivanjem
- Complied with IEC 60669-1
- Installation into the mounting frame by pressing



72101

Sklopka jednopolna
16AX 250V~ EXP 1M
bez tastera

1 way switch
16AX 250V~ EXP 1M
without button



72103

Sklopka naizmjenična
16AX 250V~ EXP 1M
bez tastera

2 way switch
16AX 250V~ EXP 1M
without button



72104

Sklopka ukrсна
16AX 250V~ EXP 1M
bez tastera

Intermediate switch
16AX 250V~ EXP 1M
without button



72105

Sklopka jednopolna 16AX 250V~
EXP 1M sa priključkom za nulti
provodnik (indikatorska) bez tastera

1 way switch 16AX 250V~ EXP 1M with
connection for the neutral conductor
(with indikator) without button

- Indikacija svetli kada je sklopka uključena
- Indication turns on when the switch is on



72106

Sklopka dvopolna
10AX 250V~ EXP 1M
bez tastera

2 pole switch
10AX 250V~ EXP 1M
without button



72111

Taster sklopka jednopolna
16AX 250V~ EXP 1M
bez tastera

Push-button switch
16AX 250V~ EXP 1M
without button

- Indikacija svetli kada je sklopka isključena
- Indication turns on when the switch is off



72114.x

Taster sklopka za roletne
16AX 250V~ EXP 2M

Push-button shutters switch
16A 250V~ EXP 2M

- Par taster sklopki povezanih za upravljanje kretanjem elektromotora za roletne u dva smjera
- A pair of connected push-button switches for the control of shutters' electric motor movement in two directions




72117.x

Potezna taster
sklopka jednopolna
16AX 250V~ EXP 1M

Push-button
1 way with cord
16AX 250V~ EXP 1M

	Bela White	x = 0
	Crna soft Soft black	x = E1
	Silver Silver	x = S
	Krem Beige	x = 9

LED INDIKATORSKA SVETLA LED INDICATION LAMPS



- Za indikaciju kada je sklopka uključena
- Za indikaciju kada je sklopka isključena
- For indication when the switch is on
- For indication when the switch is off



72181.4

LED indikacija 230V~
sa kontaktima
(za indikaciju) EXP,
crveno

LED lamp 230V~
with contacts
(for indication) EXP,
red



72181.5

LED indikacija 230V~
sa kontaktima
(za indikaciju) EXP,
plavo

LED lamp 230V~
with contacts
(for indication) EXP,
blue



72183.4

LED indikacija 24V~
sa kontaktima
(za indikaciju) EXP,
crveno

LED lamp 24V~
with contacts
(for indication) EXP,
red

- Koristi se za indikaciju kada je sklopka isključena (jednopolna sklopka, taster sklopka i naizmjenična sklopka sa indikacijom)


- Used for indication when the switch is off (1 way switch, push-button switch and 2 way switch)



72182.4

LED indikacija 230V~
sa provodnicima
(za indikaciju) EXP,
crveno


LED lamp 230V~
with conductors
(for indication) EXP,
red



72182.5

LED indikacija 230V~
sa provodnicima
(za indikaciju) EXP,
plavo


LED lamp 230V~
with conductors
(for indication) EXP,
blue



72182.0

LED indikacija 230V~
sa provodnicima
(za indikaciju) EXP,
belo

LED lamp 230V~
with conductors
(for indication) EXP,
white



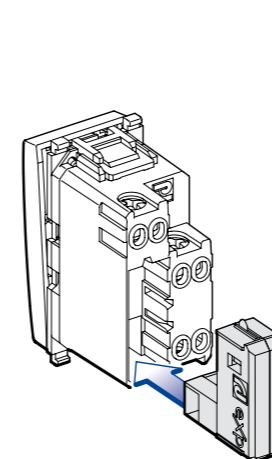
72182.12

LED indikacija 230V~
sa provodnicima
(za indikaciju) EXP,
zeleno

LED lamp 230V~
with conductors
(for indication) EXP,
green

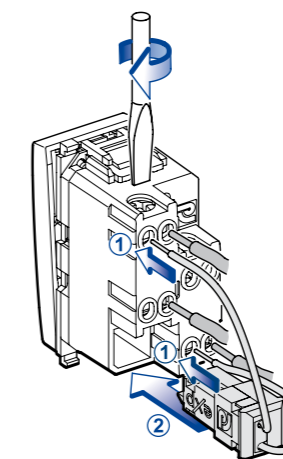
- Koristi se za indikaciju kada je sklopka uključena (jednopolna sa priključkom za nulti provodnik, dvopolna)
- Koristi se za indikaciju kada je sklopka isključena (ukrsna)

- Used for indication when the switch is on (1 way switch with connection for the neutral conductor, 2 pole switch)
- Used for indication when the switch is off (intermediate switch)



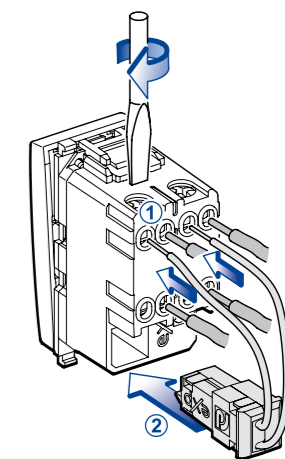
- Taster sklopka, jednopolna i naizmjenična sklopka sa indikacijom koriste indikaciju sa kontaktima koja se jednostavno utisne u ležište (vidi sliku)

- Push-button switch, 1 way switch and 2 way switch with indication are using LED lamp with contacts that is simply pressed into bearing (see image)



- Za jednopolnu sklopku sa priključkom za nulti provodnik koristi se LED indikacija sa provodnicima. Provodnici se postave zajedno sa instalacionim provodnicima (1) i potom se indikacija utisne u ležište (2)

- 1 way switch with connection for the neutral conductor is using LED lamp with conductors. Conductors are placed together with installation conductors (1) and then indication is pressed into the bearing (2)



- Za dvopolnu i ukrсну sklopku koristi se LED indikacija sa provodnicima. Provodnici se postave zajedno sa instalacionim provodnicima (1) i potom se indikacija utisne u ležište (2)

- 2 pole switch and intermediate switch are using LED lamp with conductors. Conductors are placed together with installation conductors (1) and then indication is pressed into the bearing (2)