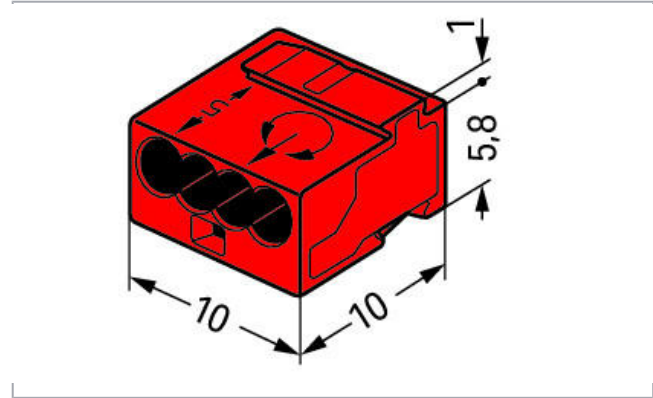



Data sheet | Item number: 243-804 | Wholesaler no: 157890474

MICRO PUSH WIRE® connector for junction boxes; for solid conductors; 0.8 mm Ø; 4-conductor; light gray cover; Surrounding air temperature: max 60° C; red



www.wago.com/243-804



RoHS
Compliant ✓

BOMcheck.net

Color: ■

Item description

Safety information 1:

When using conductors of the same diameter, Ø 0.5 mm/24 AWG or Ø 1 mm/18 AWG are also possible.

Data

Electrical data

Ratings per IEC/EN 60664-1

Ratings per	EN 60664
Nominal voltage (II/2)	100 V
Rated surge voltage (II/2)	1.5 kV
Rated current	6 A
Legend (ratings)	(II / 2) ≙ Overvoltage category II / Pollution degree 2

Connection data

Connection technology	PUSH WIRE®
-----------------------	------------

Subject to changes. Please also observe the further product documentation!

WAGO Kontakttechnik GmbH & Co. KG
Hansastr. 27
32423 Minden
Phone: +49571 887-0 | Fax: +49571 887-169
Email: info.de@wago.com | Web: www.wago.com

Do you have any questions about our products?
We are always happy to take your call at +49 (571) 887-44222.



Actuation type	Push-in
Connectable conductor materials	Copper
Conductor diameter	0.6 ... 0.8 mm
Strip length	5 ... 6 mm / 0.2 ... 0.24 inch
Total number of connection points	4
Total number of potentials	1
Number of connection types	1
Number of levels	1
Wiring type	Side-entry wiring

Physical data

Width	10 mm / 0.394 inch
Height	6.8 mm / 0.268 inch
Depth	10 mm / 0.394 inch

Material data

Color	red
Fire load	0.012 MJ
Weight	0.8 g

Environmental requirements

Surrounding air temperature (operation)	60 ... 60 °C
Continuous operating temperature	105 ... 105 °C

Commercial data

Packaging type	BOX
Country of origin	DE
GTIN	4044918441025
Customs tariff number	85369010000

Approvals / Certificates

Country specific Approvals




Logo	Approval	Additional Approval Text	Certificate name
	CCA DEKRA Certification B.V.	EN 60998	NTR NL 7486

Subject to changes. Please also observe the further product documentation!



WAGO Kontakttechnik GmbH & Co. KG
 Hansastr. 27
 32423 Minden
 Phone: +49571 887-0 | Fax: +49571 887-169
 Email: info.de@wago.com | Web: www.wago.com

Do you have any questions about our products?
 We are always happy to take your call at +49 (571) 887-44222.


CCA

	CSA DEKRA Certification B.V.	C22.2	70048857
	CSA DEKRA Certification B.V.	C22.2	70048857
	KEMA/KEUR DEKRA Certification B.V.	EN 60998	2193300.01

Ship Approvals

Logo	Approval	Additional Approval Text	Certificate name
	ABS American Bureau of Shipping	-	18- HG1755093- PDA
	LR Lloyds Register	EN 60998	04/20013 (E8)

UL-Approvals

Logo	Approval	Additional Approval Text	Certificate name
	UR Underwriters Laboratories Inc.	UL 1059	E45172

Compatible products

Marking accessories

Item no.: 210-332/575-103

Marking strips; as a DIN A4 sheet; MARKED; 1-12 (160x); Height of marker strip: 3 mm; Strip length 182 mm; Horizontal marking; Self-adhesive; white

www.wago.com/210-332/575-103

Subject to changes. Please also observe the further product documentation!

WAGO Kontakttechnik GmbH & Co. KG
 Hansastr. 27
 32423 Minden
 Phone: +49571 887-0 | Fax: +49571 887-169
 Email: info.de@wago.com | Web: www.wago.com

Do you have any questions about our products?
 We are always happy to take your call at +49 (571) 887-44222.



Mounting adapter



Item no.: 243-112

Mounting carrier; for 4 connectors; 243 Series; for DIN-35 rail mounting/screw mounting; orange

www.wago.com/243-112



Item no.: 243-113

Mounting carrier; for 6 connectors; 243 Series; for DIN-35 rail mounting/screw mounting; orange

www.wago.com/243-113

Downloads

Documentation

Bid Text

243-804 doc - Datei	2017.05.17.	doc 25.6 kB	Download
------------------------	-------------	----------------	----------

243-804 X81 - Datei	2019.02.19.	xml 3.3 kB	Download
------------------------	-------------	---------------	----------

CAD/CAE-Data

CAD data

2D/3D Models 243-804	URL	Download
----------------------	-----	----------

CAE data

EPLAN Data Portal 243-804	URL	Download
---------------------------	-----	----------

WSCAD Universe 243-804	URL	Download
------------------------	-----	----------

ZUKEN Portal 243-804	URL	Download
----------------------	-----	----------


Installation Notes

Conductor termination


Subject to changes. Please also observe the further product documentation!

WAGO Kontakttechnik GmbH & Co. KG
 Hansastr. 27
 32423 Minden
 Phone: +49571 887-0 | Fax: +49571 887-169
 Email: info.de@wago.com | Web: www.wago.com


Do you have any questions about our products?
 We are always happy to take your call at +49 (571) 887-44222.



Strip solid conductors to 5 ... 6 mm (0.2 ... 0.24 inch).




Termination: Insert stripped solid conductor until it hits backstop.



Removal: Hold conductor to be removed and twist alternately left and right while pulling the connector.

Installation




Connector strips:

Assembling modular connectors into connector strips.


Commoning

Subject to changes. Please also observe the further product documentation!



Commoned connector strips

Testing



Testing via test ports opposite to conductor entry.

Subject to changes. Please also observe the further product documentation!



WAGO's 243 Series MICRO PUSH WIRE®
Connectors for junction boxes can be used in both communication and alarm systems according to the VdS (German Association of Property Insurers) guidelines.

No general approval is given to PUSH WIRE® connectors by the VdS association. The connectors must be tested together with the different parts of the system.

The requirements for connectors are specified in the VdS guidelines for junction boxes (VdS 2116) in section 8.7: "The junction box connectors must be designed to guarantee a reliable and stable connection."

The verification of the fulfillment of these requirements is documented in the VDE test report No. 2574-1440-4031 for the insulated 243 Series PUSH WIRE® Connectors for junction boxes.

Subject to changes. Please also observe the further product documentation!