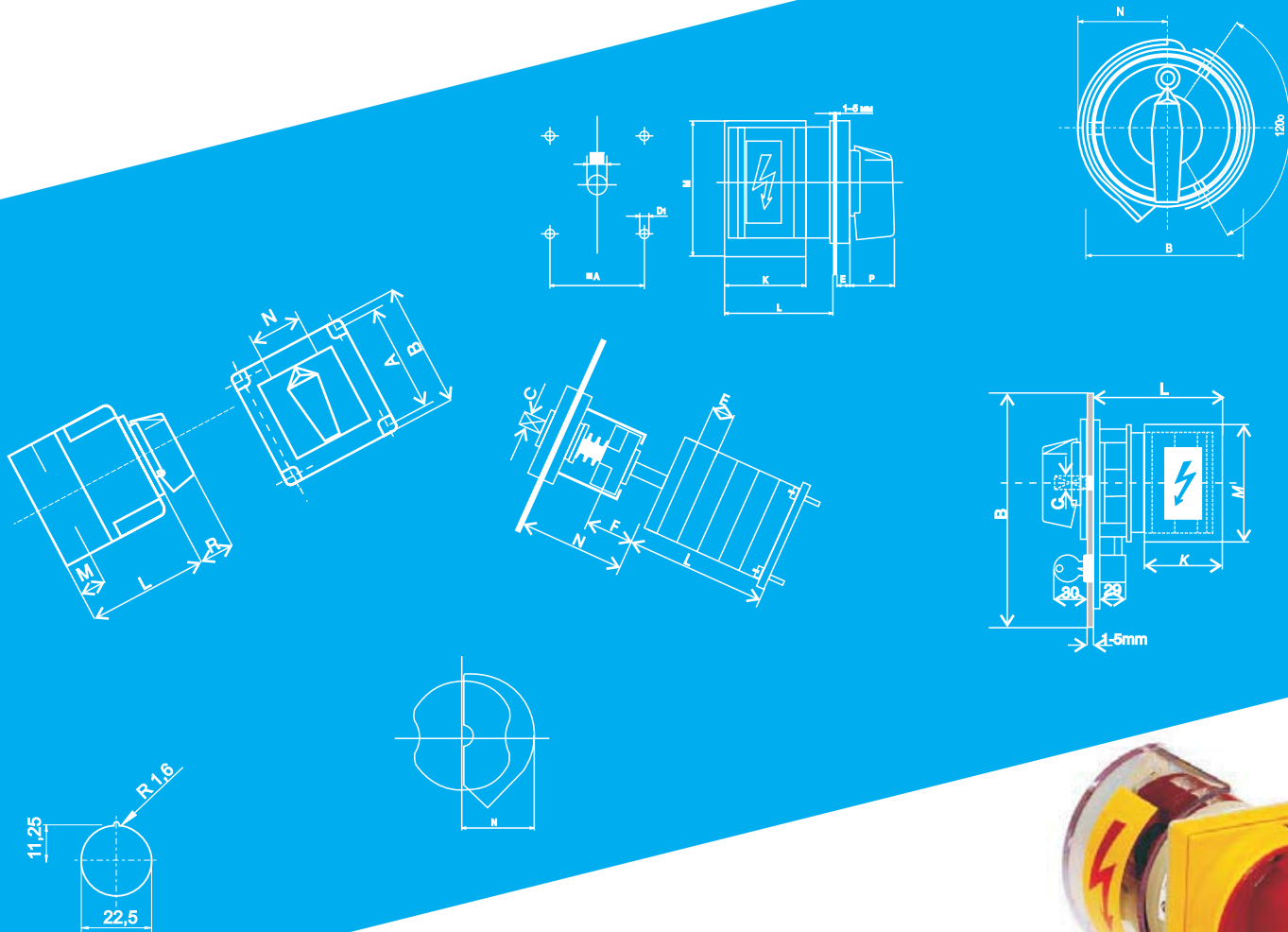




GREBENASTE SKLOPKE 4G



TEHNIČKE KARAKTERISTIKE

			TIP SKLOPKE						
			4G 10	4G 16	4G 25	4G 40	4G 63	4G 80	4G 100
Naznačeni napon izolacije U_i	V		690	690	690	690	690	690	690
Naz. podnosivi napon udara U_{imp}	kV		4	4	4	6	6	6	6
Naznačena termička struja I_{th}	A		16	20	25	50	63	80	125
Maksimalna veličina osigurača za zaštitu od kratkog spoja	10kA	A	-	25	25	50	63	80	125
	25kA	A	-	25	25	50	63	80	125
	40kA	A	-	25	25	50	63	80	125
	63kA	A	-	25	25	50	63	80	125
	75kA	A	-	25	25	50	63	80	125
Mehanička izdržljivost broj uklopa			3×10^6	3×10^6	3×10^6	1×10^6	1×10^6	1×10^6	1×10^6
Vijak kontakta			M3	M4	M4	M5	M5	M6	2xM6
Maks. prečnik provodnika	mm ²		2x2,5	2x4	2x6	2x10	2x10	25	50
Naznačena kratko-podnosiva struja	1s	A	220	430	690	920	1600	1600	2600
	10 s	A	70	145	240	290	600	650	850
	30 s	A	40	90	160	200	375	400	500
	60 s	A	30	75	125	155	285	300	360
Sklopka za kategoriju upotrebe AC2	3x220V	kW	5,2	7	9	14	23	29	37
	3x380V	kW	9	12,5	15,5	24	39	50	63
	3x500V	kW	11,8	17	20	33	52	66	84
	3x660V	kW	15,5	22	27	43	69	86	110
Sklopka za kategoriju upotrebe AC3/AC23	3x220V	kW	3	4,5	7,5	12,5	18,5	21	
	3x380V	kW	5	8	13	21	32	27	
	3x500V	kW	6	11	17	27	42	48	
	3x660V	kW	6	11	17	27	55	60	
Sklopka za kategoriju upotrebe AC3/AC23 Za monofazne motore	110 V	kW	0,8	1,3	2,1	3,6	5,3	6	
	220 V	kW	1,7	2,6	4,3	7,2	10,6	12,1	
	380 V	kW	2,8	4,6	7,5	12	18,5	21,1	

Grebenaste sklopke Apator serije 4G odlikuju se visokim sklopivim moćima, električnom i mehaničkom trajnošću, visokom izdržljivošću na kratkotrajna preopterećenja i velikom otpornošću na dinamičke struje kratkog spoja. Nosač kontakata je izrađen od veštačke mase na bazi melamina koja je posebno otporna na klizne struje i delovanje električnog luka. Kontakti elementa su zaštićeni posebnom legurom srebra otpornom na nagaranje usled električnog luka što uz dvostruko prekidanje čini sklopke izdržljivom i dugotrajnom.

Grupa	A0	A1		A2			A3
Tip Prekidača	4G 10	4G 16	4G 25	4G 40	4G 63	4G 80	4G 100
Naznačena Struja Prekidanja	10	16	25	40	63	80	100



Sklopke se proizvode u četiri grupe i u 10 strujnih veličina, 10A, 16A, 25A, 40A, 63A, 80A, 100A, 200A, 400A i 630A.

Ručica sklopke može imati maksimalno do 12 položaja.

Grupa	A0	A1	A2	A3	Maksimalni broj Položaja ručice	
Ugao Zakretanja	30°	•	•	•	•	12
	45°	•	•			8
	60°	•	•	•	•	6
	90°	•	•	•	•	4

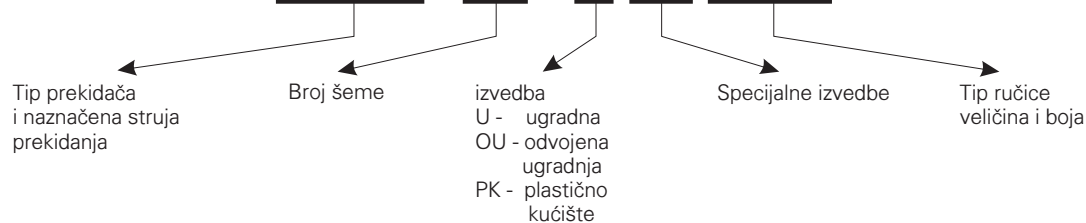
Ugao zakretanja ručice od 30° do 90°.

Broj elemenata zavisi od šeme prekidača i standardno se proizvodi do 12 elemenata,

Grupa	A0	A1	A2	A3
	R012 crvena R014 Crna	R112 Crvena R114 Crna	R212 Crvena R214 Crna	R312 Crvena R314 Crna
		R122 Crvena R124 Crna	R222 Crvena R224 Crna	R322 Crvena R324 Crna

Ručice su dostupne u dva oblika i dve boje. Sklopke se standardno se isporučuju sa kraćom ručicom u crnoj boji. U koliko se zahteva neka ne standardna ručica to se mora posebno naglasiti prilikom naručivanja prekidača.

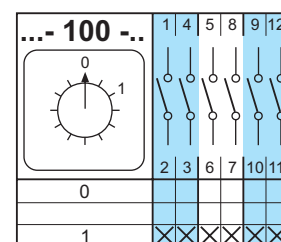
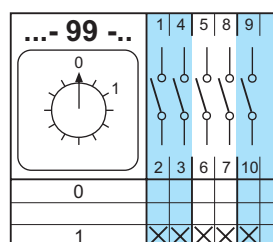
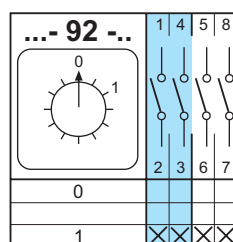
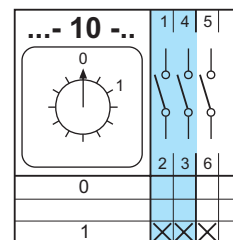
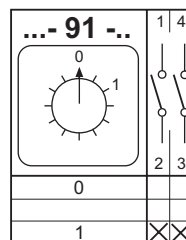
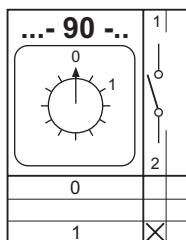
4G25 - 10 - U S5 R112



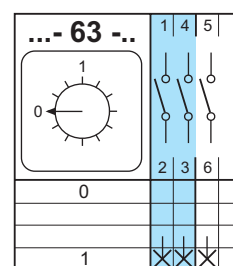
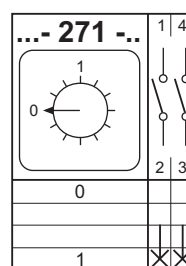
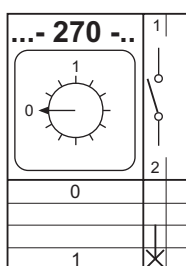
STANDARDNE SKLOPKE

Sklopke sa uglom zaokreta 60° i položajem 0-1

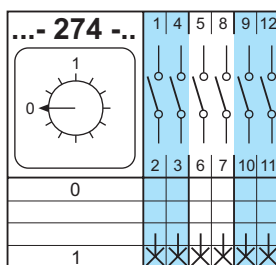
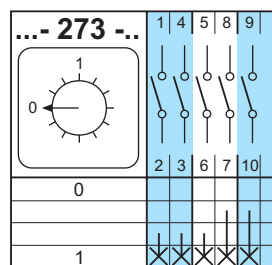
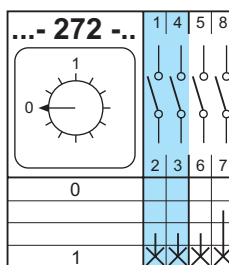
Opis sklopke	broj šeme
1 - polni	90
2 - polni	91
3 - polni	10
4 - polni	92
5 - polni	99
6 - polni	100



Sklopke sa uglom zaokreta 90° i položajem 0-1

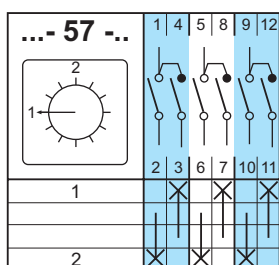
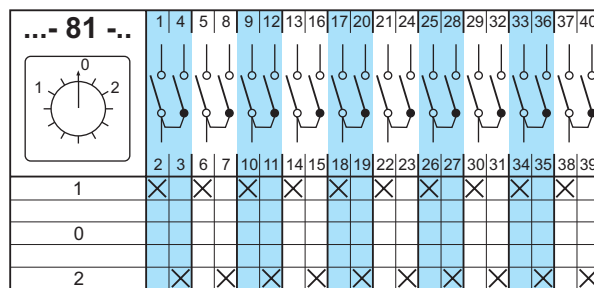
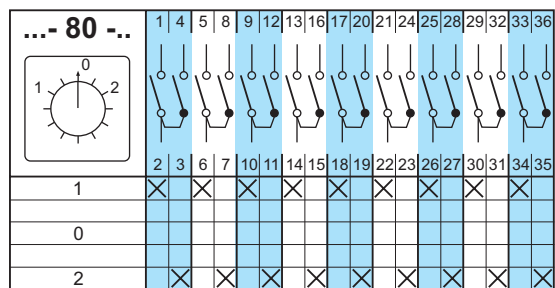
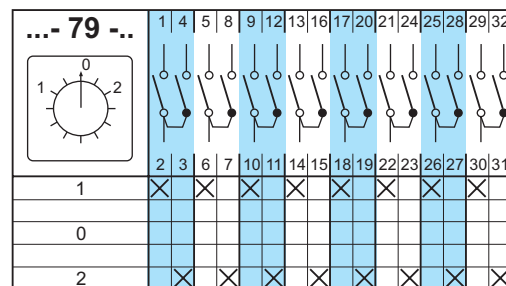
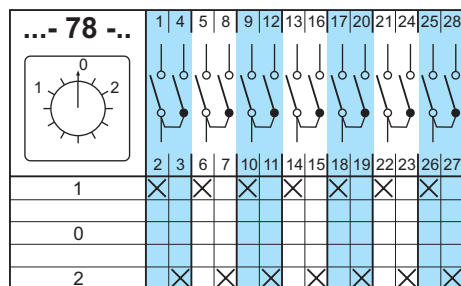
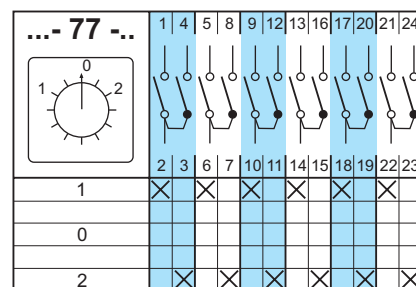
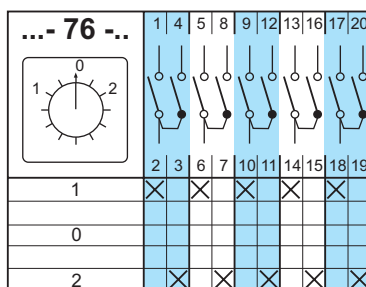
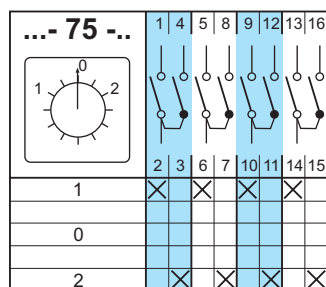
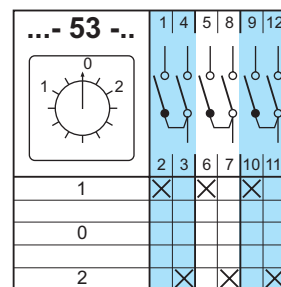
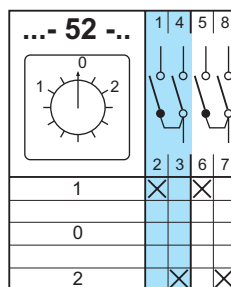
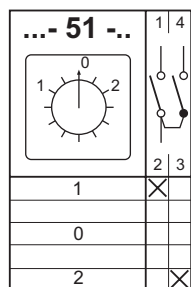


Opis sklopke	broj šeme
1 - polni	270
2 - polni	271
3 - polni	63
4 - polni	272
5 - polni	273
6 - polni	274



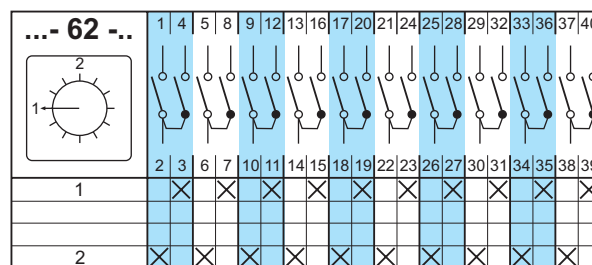
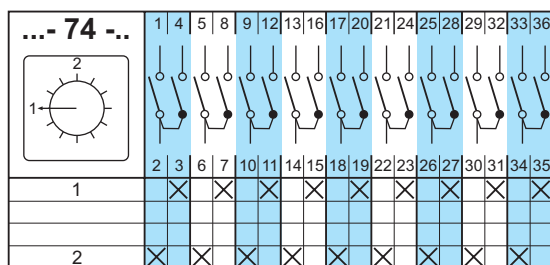
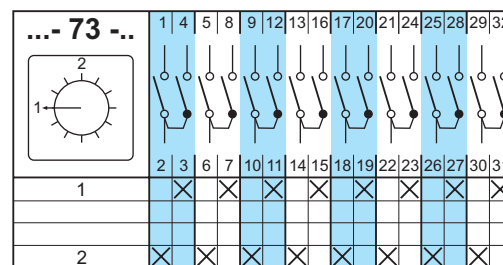
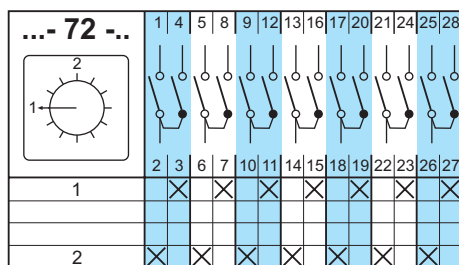
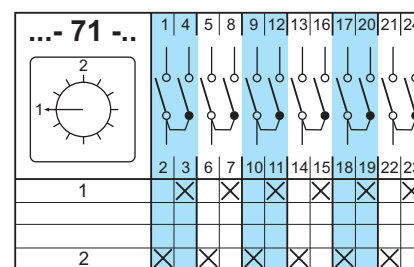
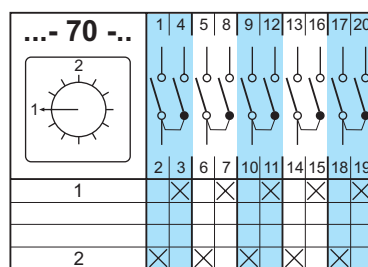
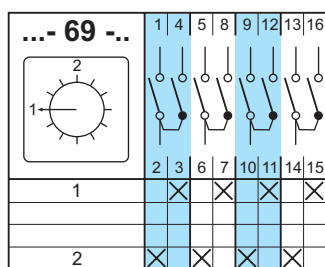
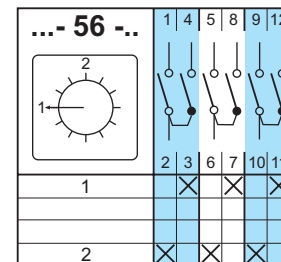
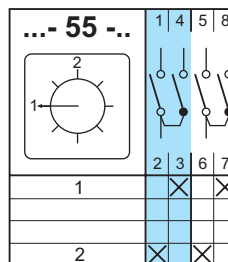
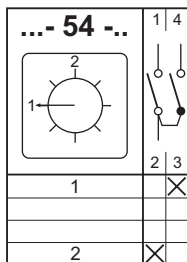
Preklopne sklopke sa nultim položajem (1-0-2)

Opis sklopke	Broj šeme
Preklopne sklopke sa nultim položajem (1-0-2)	
1 - polni	51
2 - polni	52
3 - polni	53
4 - polni	75
5 - polni	76
6 - polni	77
7 - polni	78
8 - polni	79
9 - polni	80
10 - polni	81



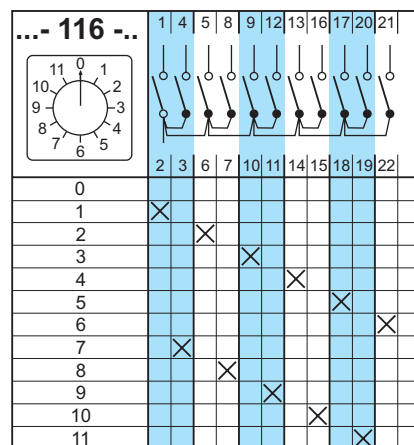
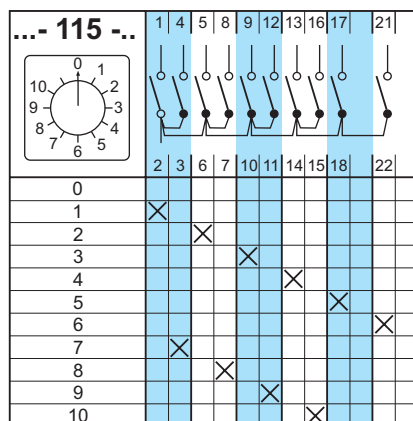
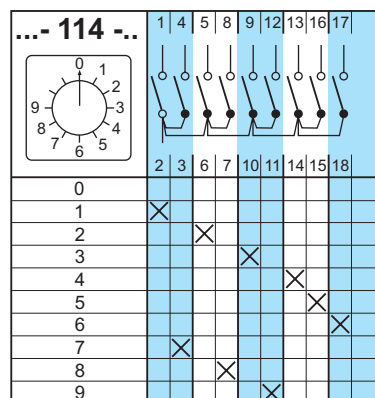
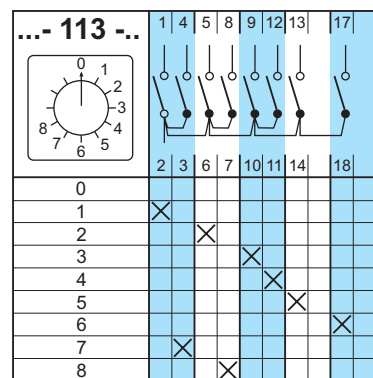
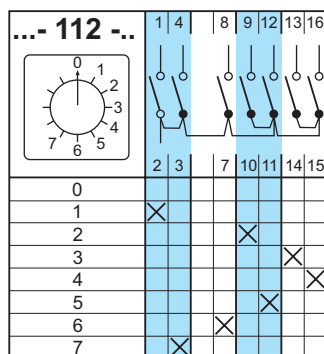
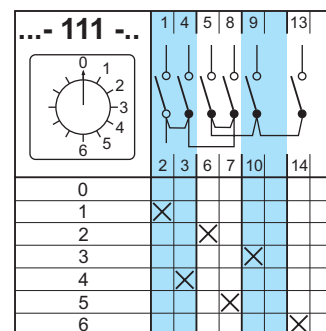
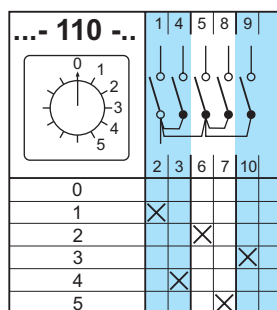
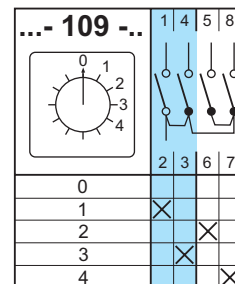
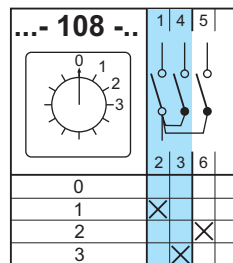
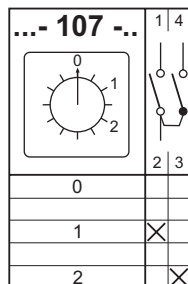
Preklopne sklopke bez nultog položaja (1-2)

Opis sklopke	Broj šeme
Preklopne sklopke bez nultog položaja (1-2)	
1 - polni	54
2 - polni	55
3 - polni	56
4 - polni	69
5 - polni	70
6 - polni	71
7 - polni	72
8 - polni	73
9 - polni	74
10 - polni	62

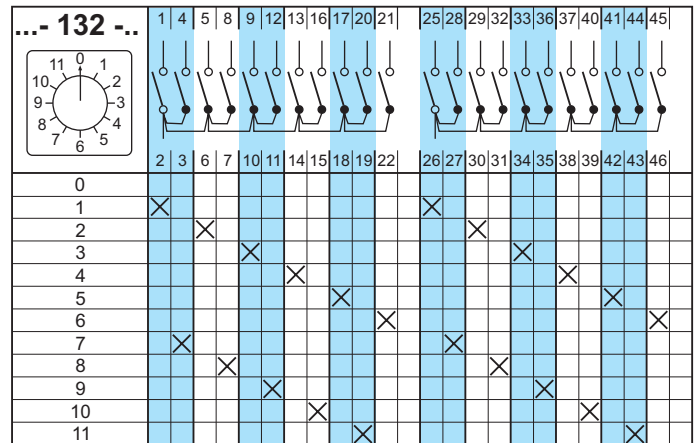
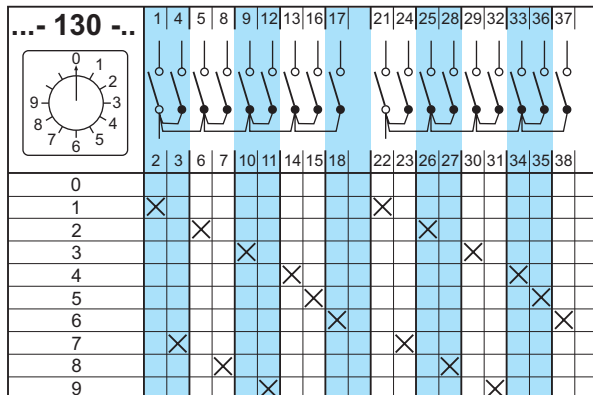
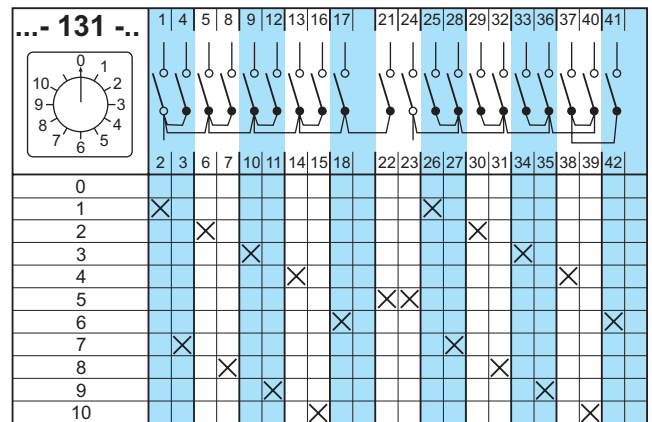
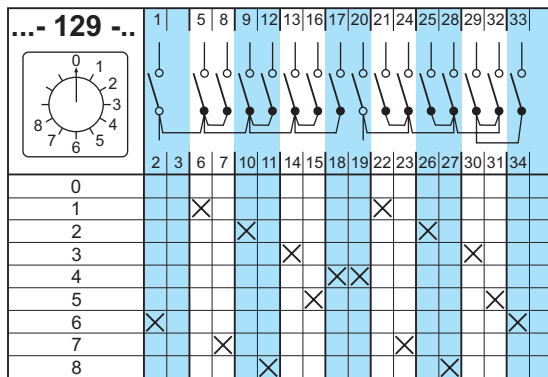
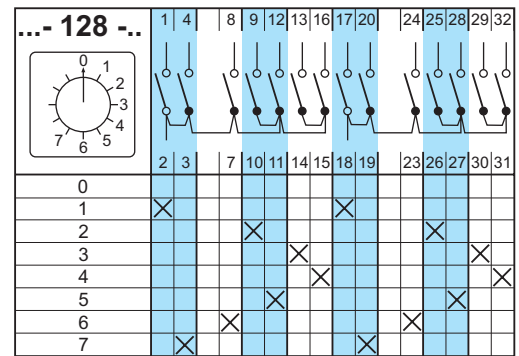
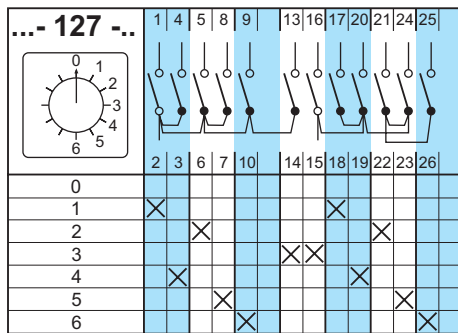
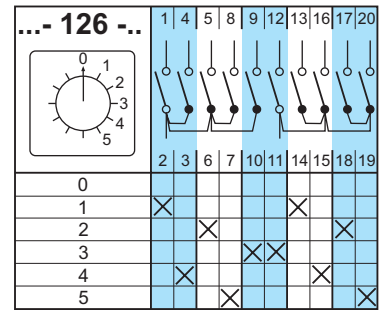
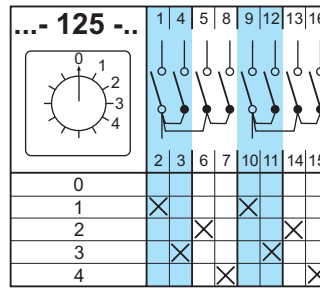
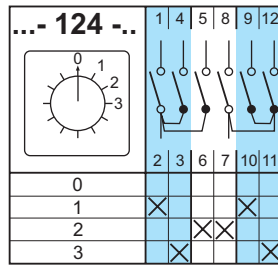
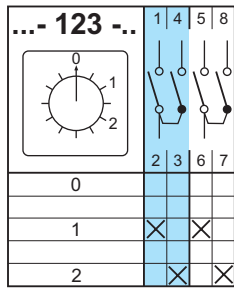


Stepenaste sklopke sa nultim položajem (0-1-2)

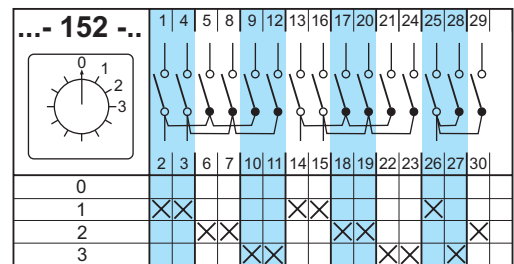
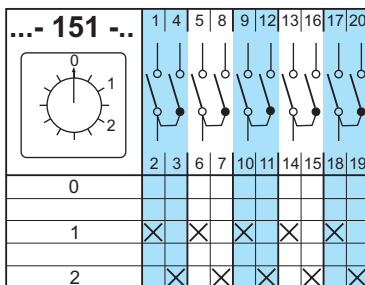
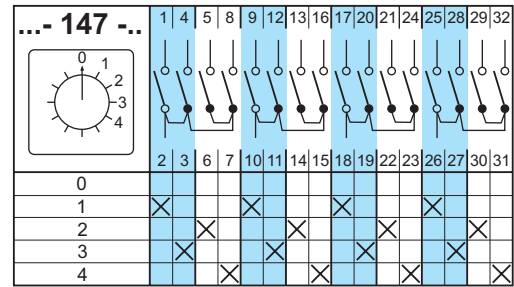
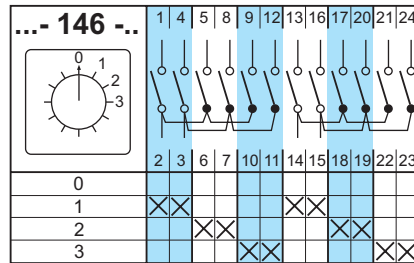
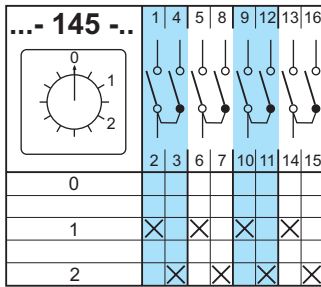
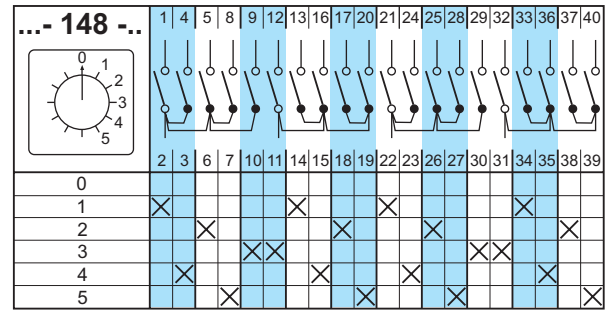
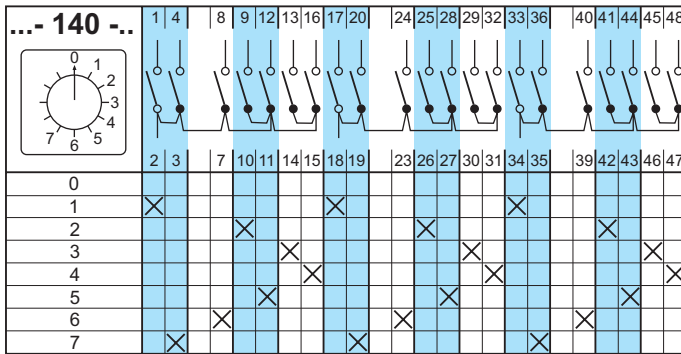
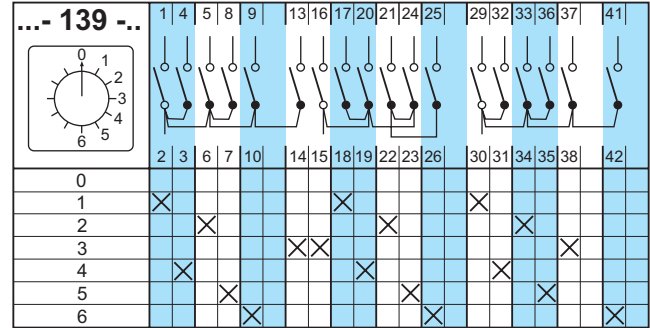
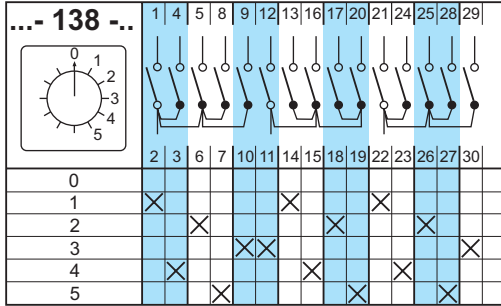
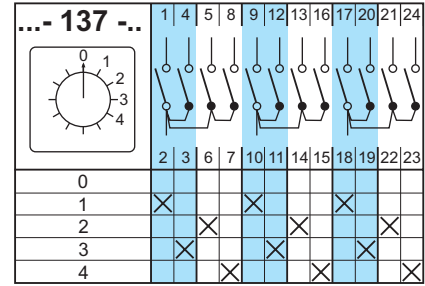
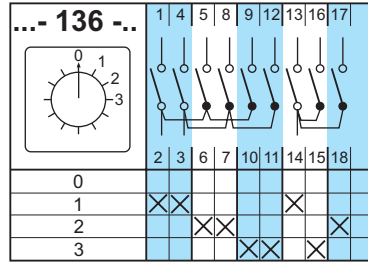
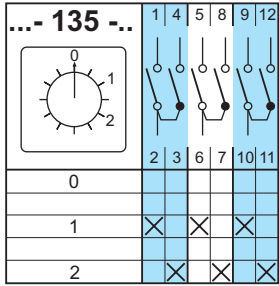
Opis sklopke		broj šeme
Stepenaste sklopke sa nultim položajem (0-1-2...)		
1-polni	2 - položaja	107
	3 - položaja	108
	4 - položaja	109
	5 - položaja	110
	6 - položaja	111
	7 - položaja	112
	8 - položaja	113
	9 - položaja	114
	10 - položaja	115
	11 - položaja	116
2-polni	2 - položaja	123
	3 - položaja	124
	4 - položaja	125
	5 - položaja	126
	6 - položaja	127
	7 - položaja	128
	8 - položaja	129
	9 - položaja	130
	10 - položaja	131
	11 - položaja	132
3-polni	2 - položaja	135
	3 - položaja	136
	4 - položaja	137
	5 - položaja	138
	6 - položaja	139
	7 - položaja	140
4-polni	2 - položaja	145
	3 - položaja	146
	4 - položaja	147
	5 - položaja	148
5-polni	2 - položaja	151
	3 - položaja	152
	4 - položaja	153
6-polni	2 - položaja	156
	3 - položaja	157
	4 - položaja	158
7-polni	2 - položaja	160
	3 - položaja	161
8-polni	2 - položaja	163
	3 - položaja	164



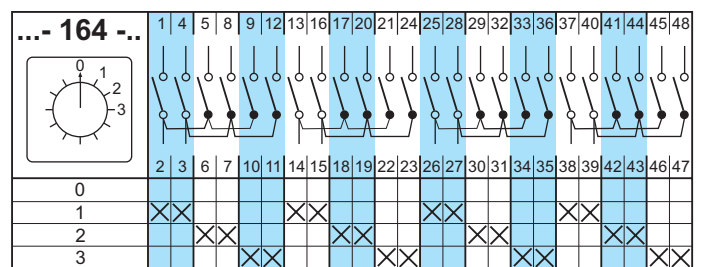
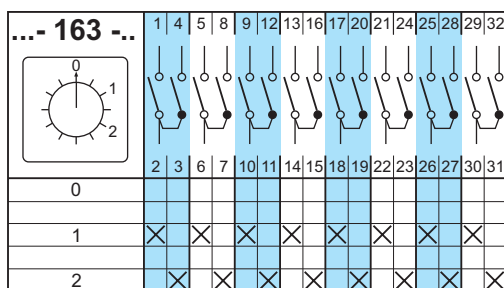
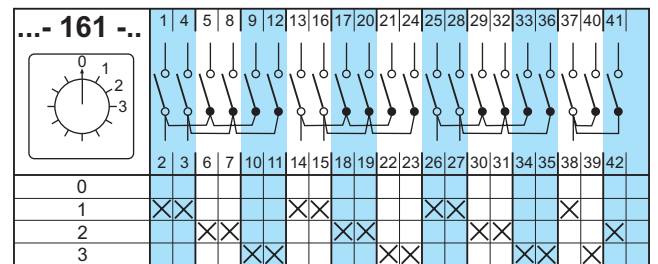
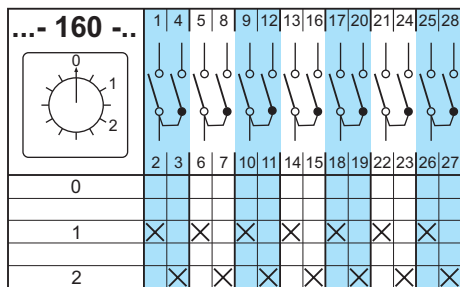
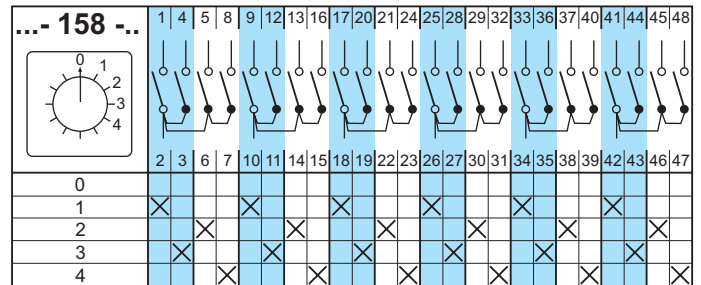
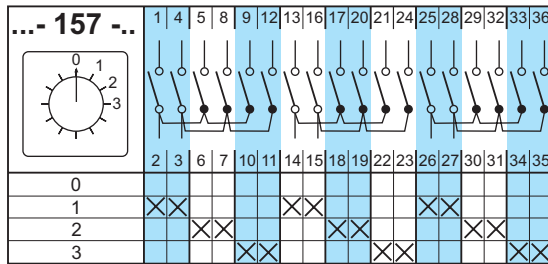
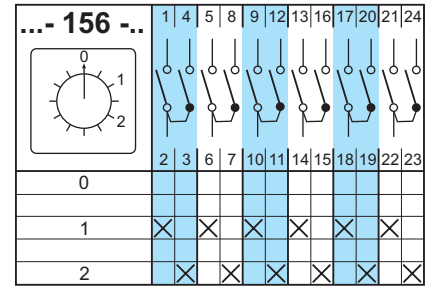
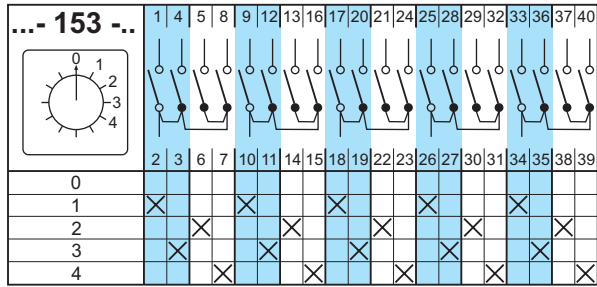
Stepenaste sklopke sa nultim položajem (0-1-2...)



Stepenaste sklopke sa nultim položajem (0-1-2...)

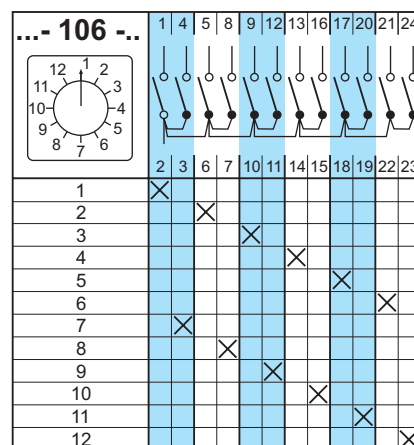
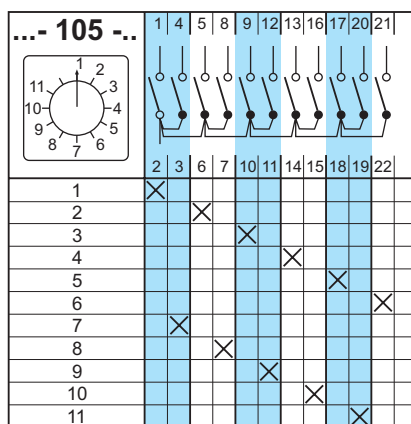
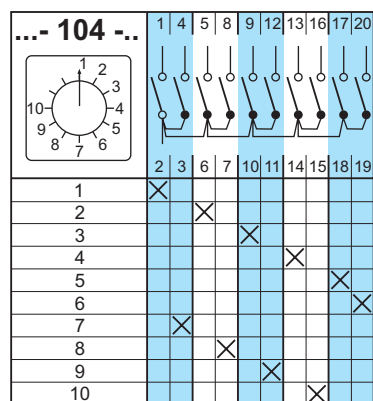
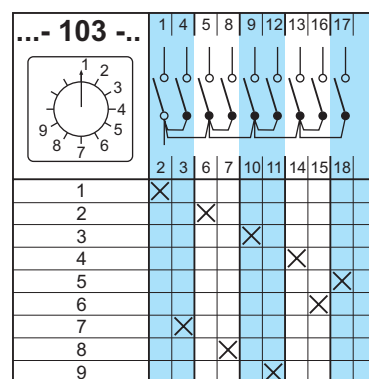
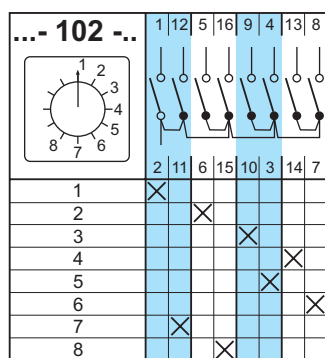
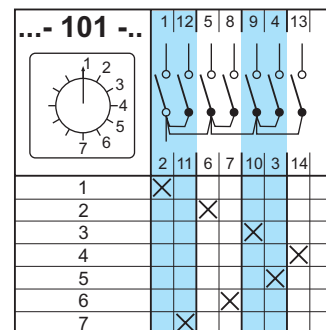
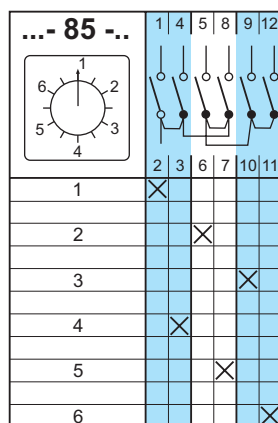
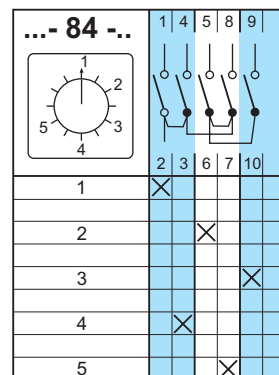
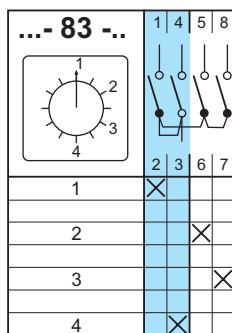
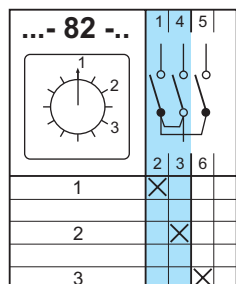


Stepenaste sklopke sa nultim položajem (0-1-2...)

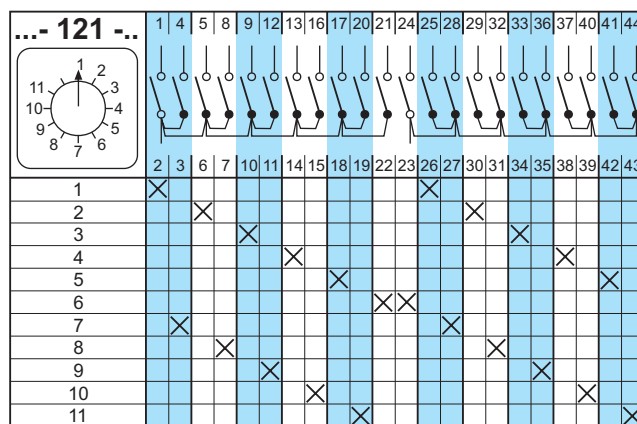
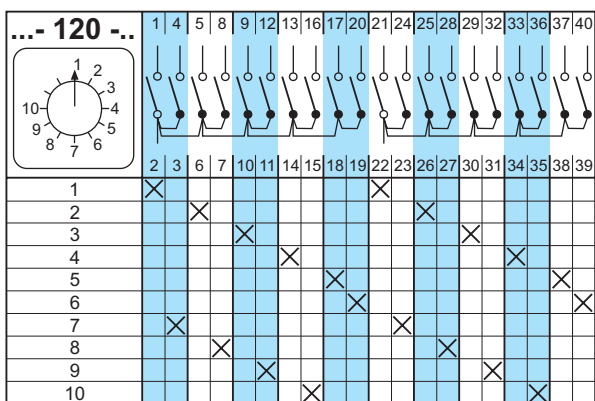
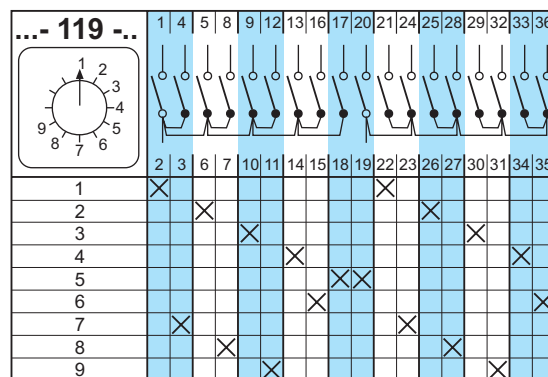
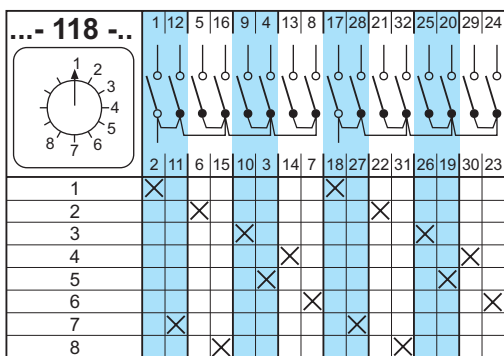
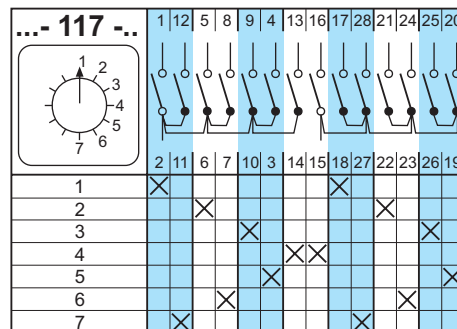
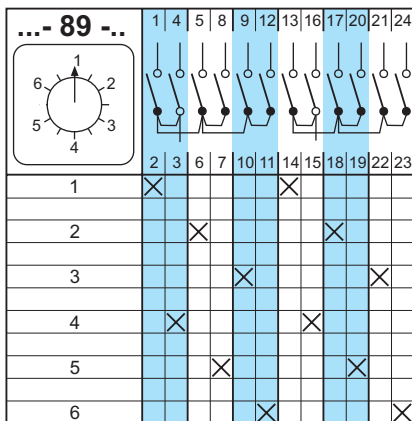
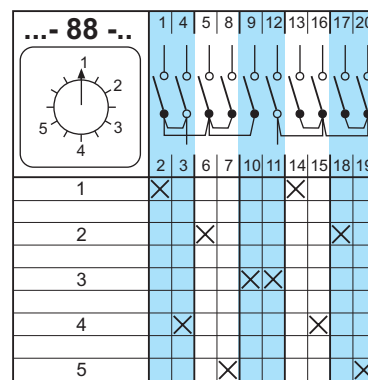
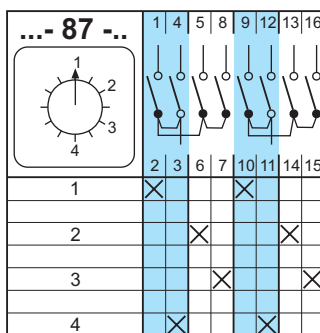
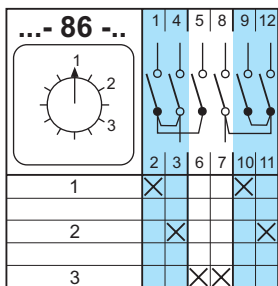


Stepenaste sklopke bez nultog položaja

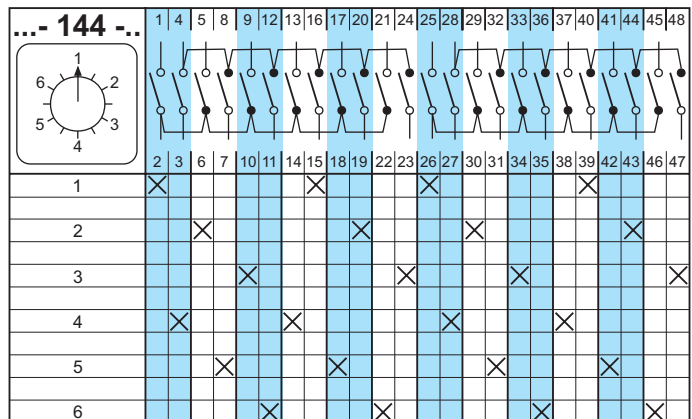
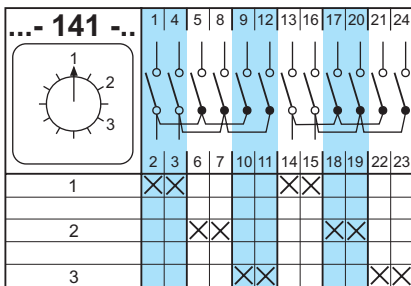
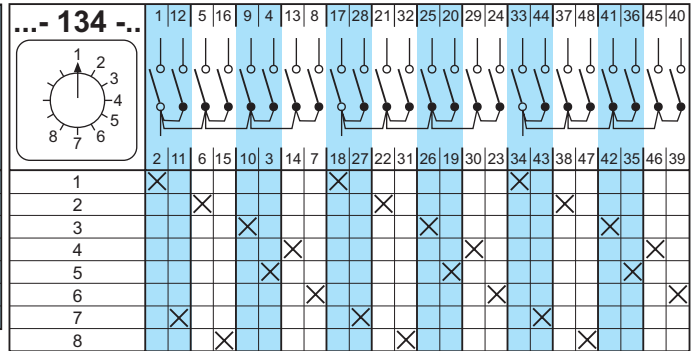
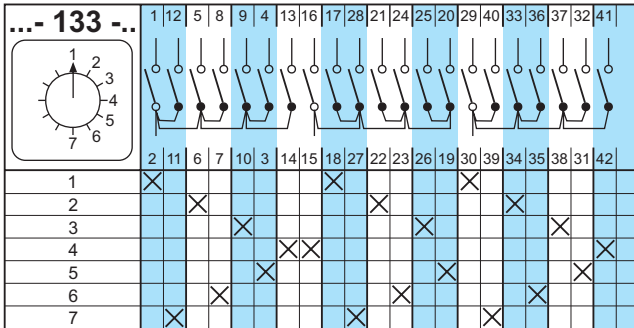
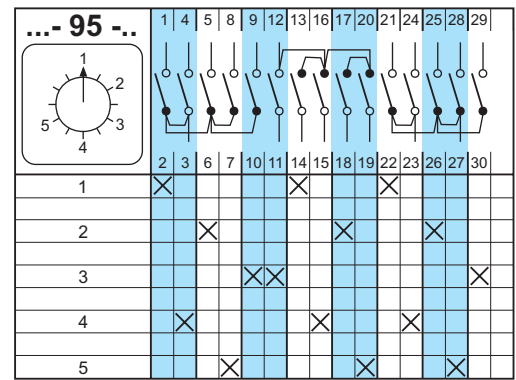
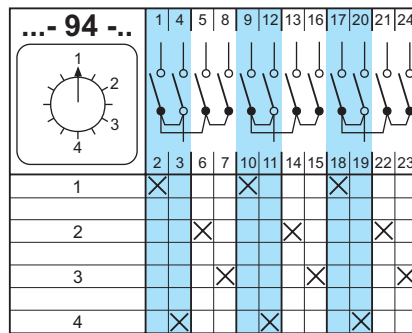
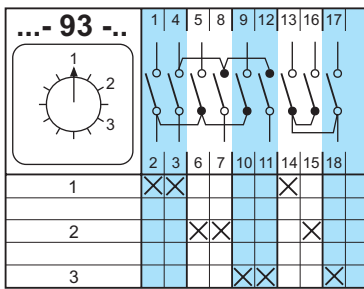
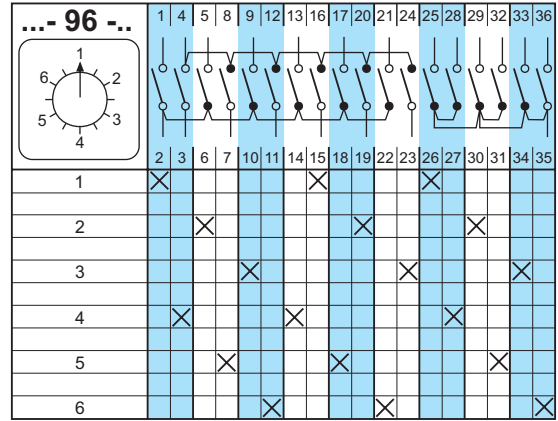
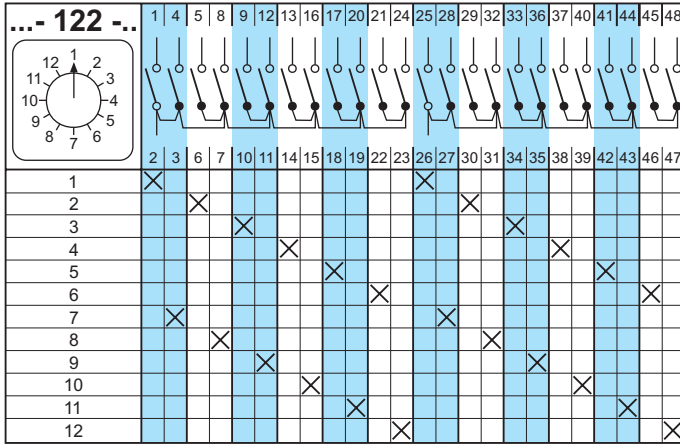
Opis sklopke		broj šeme
Stepenaste sklopke bez nultog položaja		
1-polni	3 - položaja	82
	4 - položaja	83
	5 - položaja	84
	6 - položaja	85
	7 - položaja	101
	8 - položaja	102
	9 - položaja	103
	10 - položaja	104
	11 - položaja	105
	12 - položaja	106
2-polni	3 - položaja	86
	4 - položaja	87
	5 - položaja	88
	6 - položaja	89
	7 - položaja	117
	8 - položaja	118
	9 - položaja	119
	10 - položaja	120
	11 - položaja	121
	12 - položaja	122
3-polni	3 - položaja	93
	4 - položaja	94
	5 - položaja	95
	6 - položaja	96
	7 - položaja	133
	8 - položaja	134
4-polni	3 - položaja	141
	4 - položaja	142
	5 - položaja	143
	6 - položaja	144
5-polni	3 - položaja	149
	4 - položaja	150
6-polni	3 - položaja	154
	4 - položaja	155
7-polni	3 - položaja	159
8-polni	3 - položaja	162



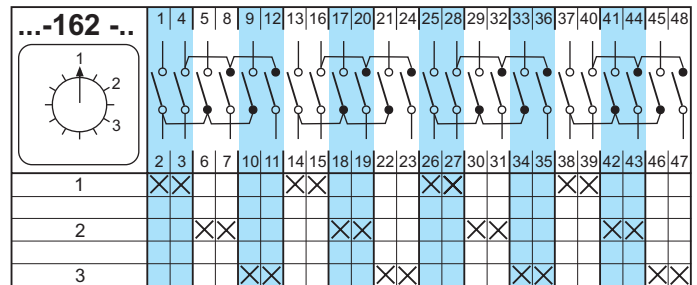
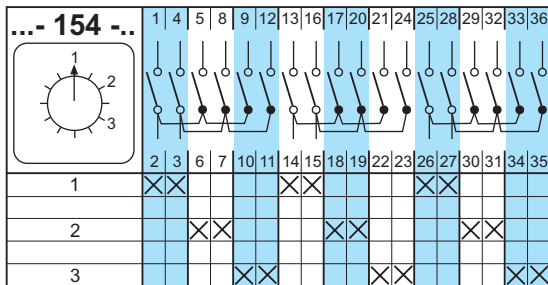
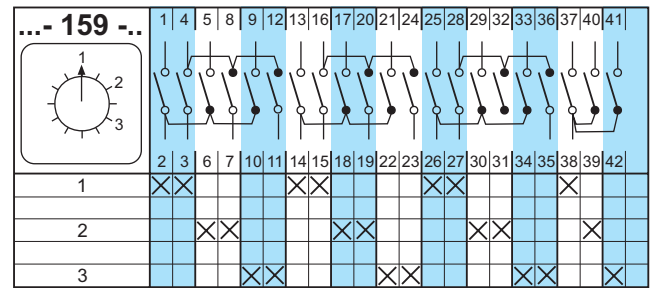
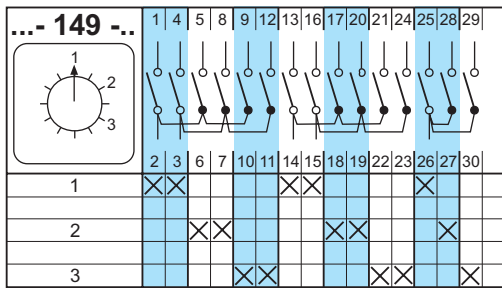
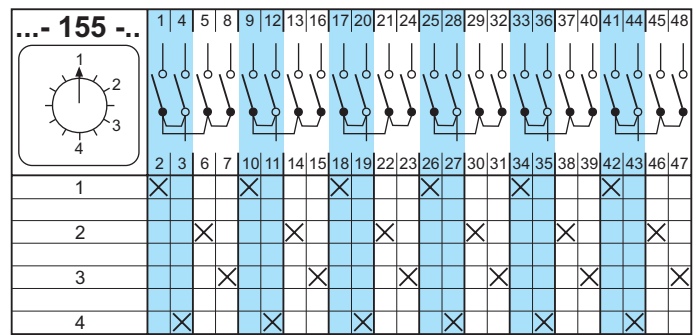
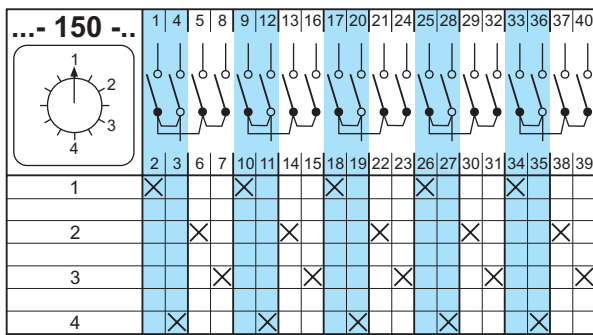
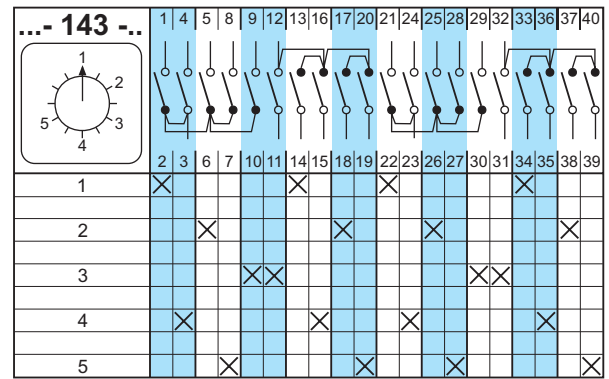
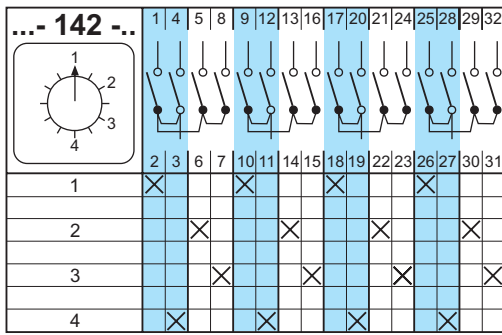
Stepenaste sklopke bez nultog položaja



Stepenaste sklopke bez nultog položaja

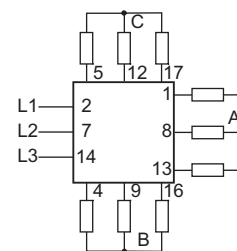
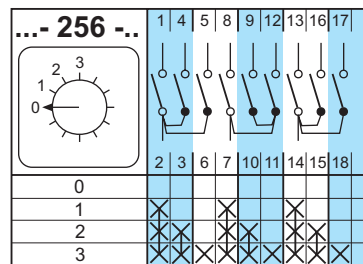
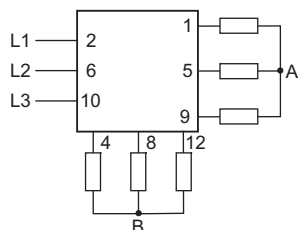
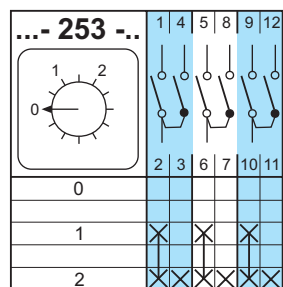
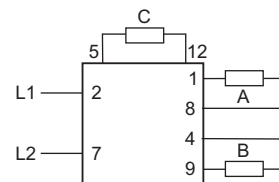
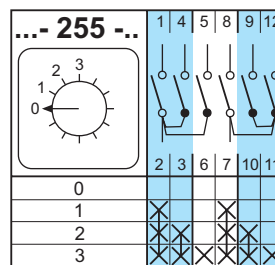
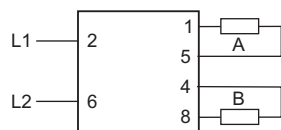
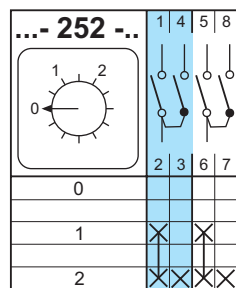
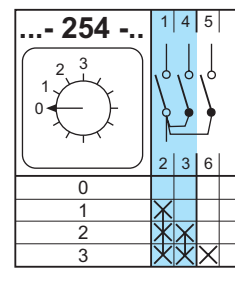
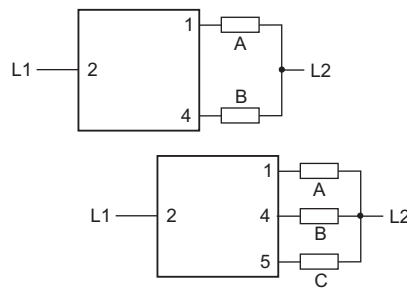
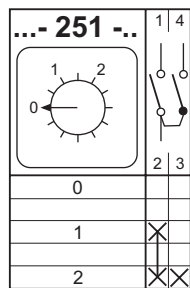


Stepenaste sklopke bez nultog položaja

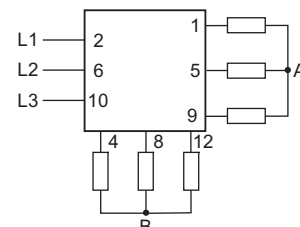
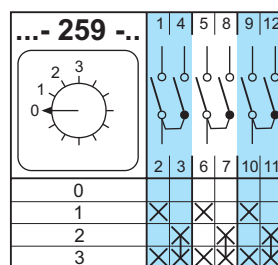
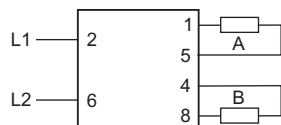
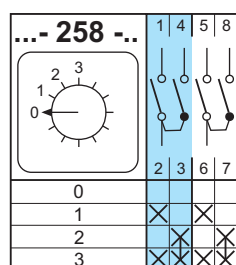
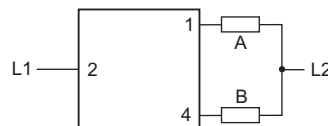
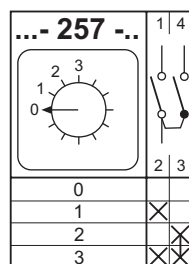


Grupni sklopke sa nultim položajem

Opis sklopke	Broj šeme
Grupne sklopke sa nultim položajem	
1 - polni 2 - grupe	251
3 - grupe	254
2 - polni 2 - grupe	252
3 - grupe	255
3 - polni 2 - grupe	253
3 - grupe	256

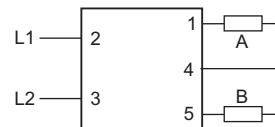
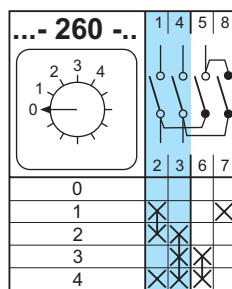


Opis sklopke	broj šeme
1 - pol 2 - grupe	257
2 - pol 2 - grupe	258
3 - pol 2 - grupe	259



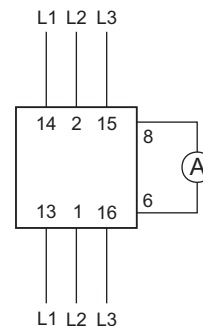
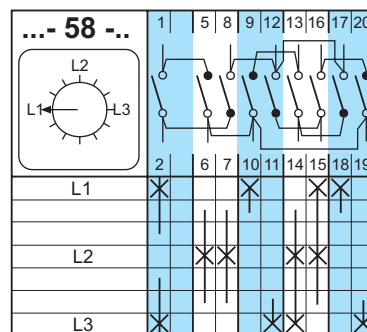
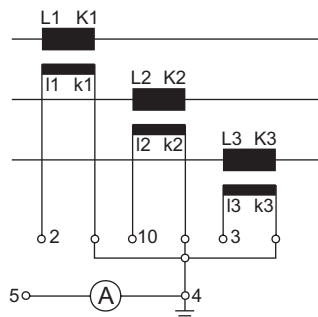
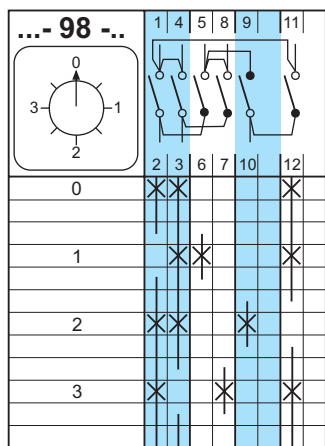
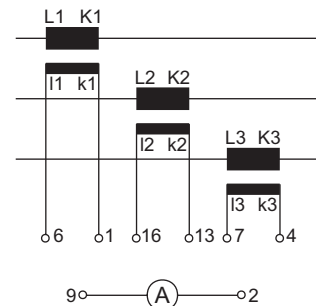
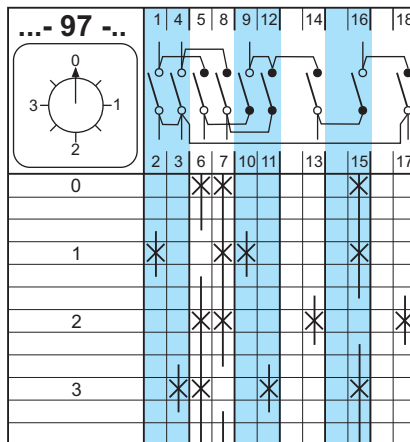
Preklopne voltmetarske i ampermetarske sklopke

Opis sklopke	broj šeme
Grupne sklopke sa nulnim položajem za paralelnu vezu 2-pola 2-grupe	260



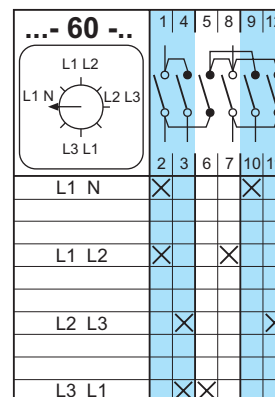
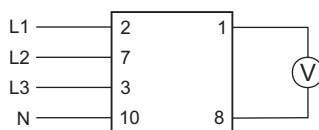
Ampermetarski preklopne sklopke

Opis sklopke	broj šeme
Ampermetarski preklopne sklopke	
2 - pola L1 - L2 - L3	58
2 - pola 0-1-2-3	97
1 - pola 0-1-2-3	98



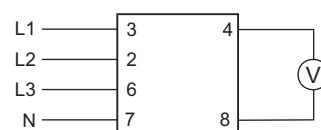
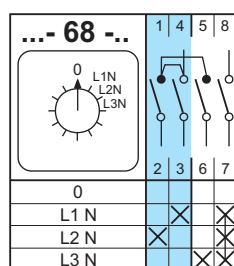
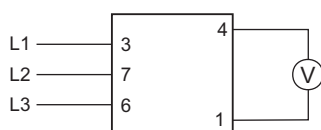
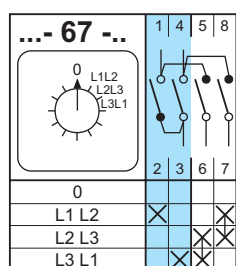
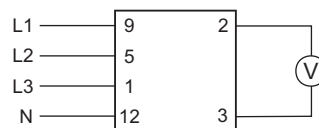
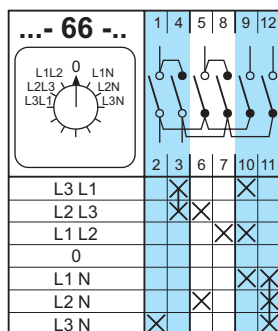
Voltmetarske preklopne sklopke

Opis sklopke	broj šeme
Voltmetarske preklopne sklopke za izbor tri međufazna napona i jednog linijskog napona	60



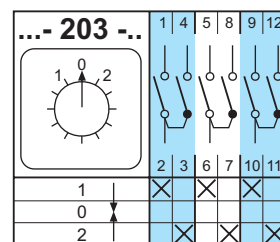
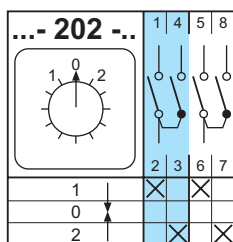
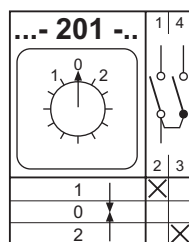
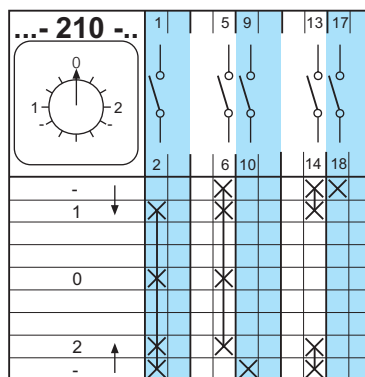
Preklopne voltmetarske sklopke sa nultim položajem

Opis sklopke	Broj šeme
Preklopne voltmetarske sklopke sa nultim položajem za izbor merenja	
3 linijska napona	68
3 međufazna napona	67
3 međufazna napona + 3 liniska napona	66



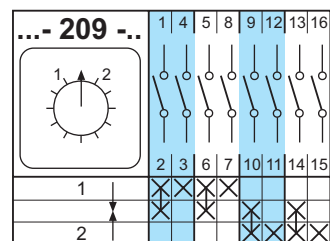
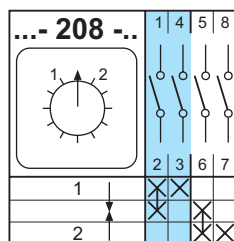
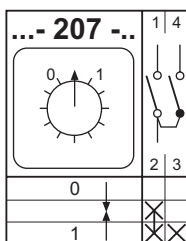
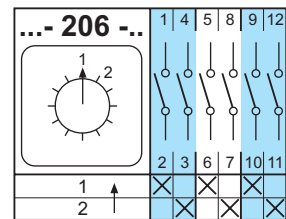
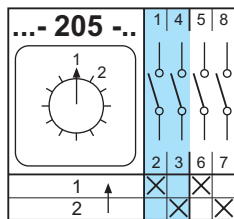
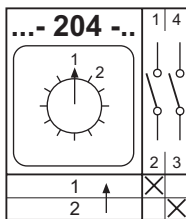
Izborne sklopke sa povratom

opis sklopke	broj šeme
Izborne sklopke sa povratom i zakretnom ručicom levo i desno	210
Izborne sklopke sa povratom u nulti Položaj i zakretnom ručicom levo i desno	
1-pol	201
2-pola	202
3-pola	203



Startne sklopke sa povratom bez nultog položaja (1 - 2)

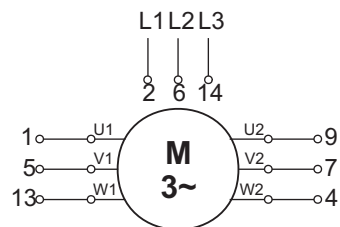
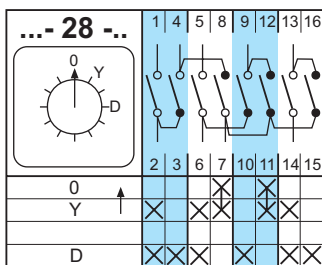
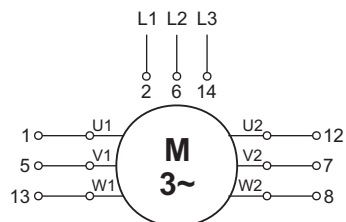
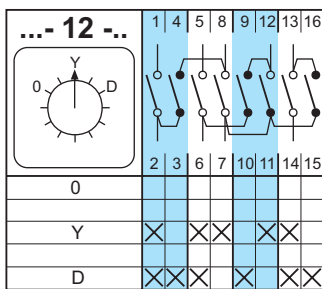
Opis sklopke	Broj šeme
Startne sklopke sa povratom bez nultog položaja (1 - 2)	
1 uklop + 1 isklop	204
2 uklopa + 2 isklopa	205
3 uklopa + 3 isklopa	206
1 uklop + 1 isklop desno	207
1 uklop + 1 isklop levo	208
2 uklopa + 2 isklopa levo	209
2 uklopa + 2 isklop desno	209



SKLOPKE ZA UPRAVLJANJE MOTORIMA

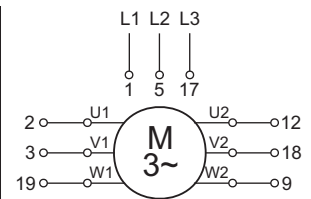
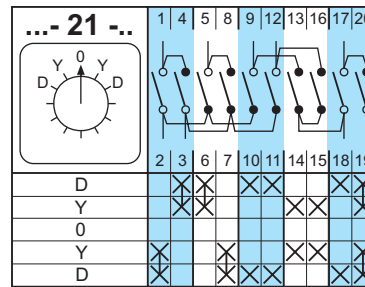
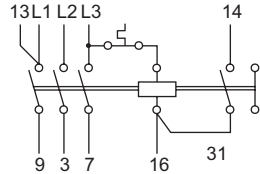
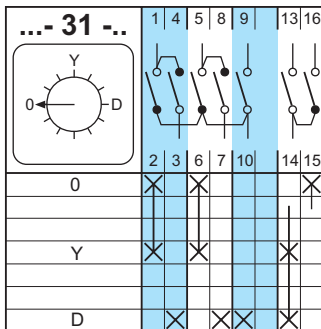
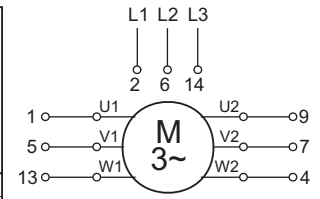
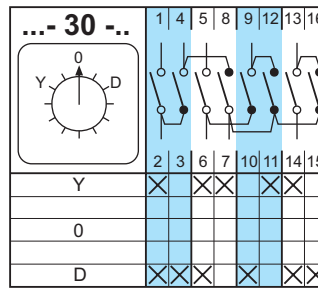
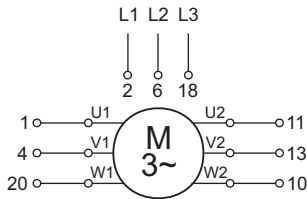
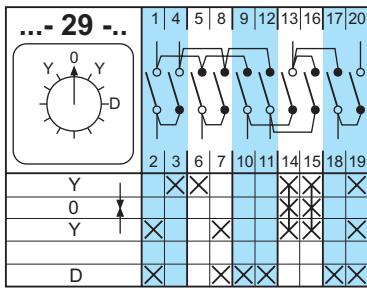
Zvezda trougao

Opis sklopke	broj šeme
Standardna verzija	12
Sa povratom iz Y u -0-	28
Protustrujno kočenje	29
	30
Verzija sa kontaktorom	31
Dva smeru okretanja	21



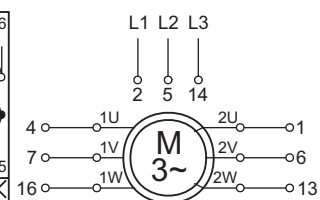
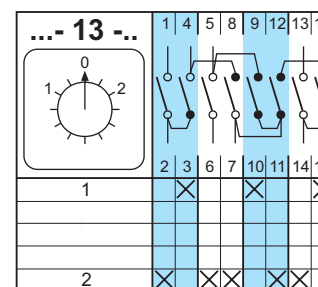
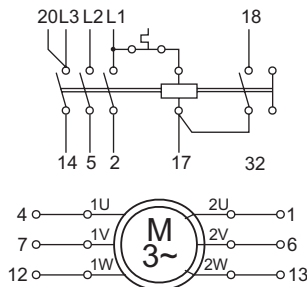
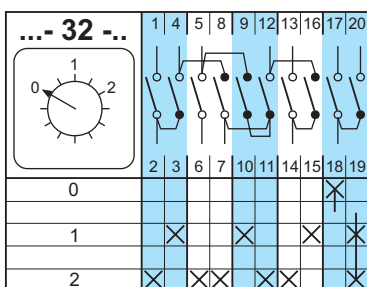
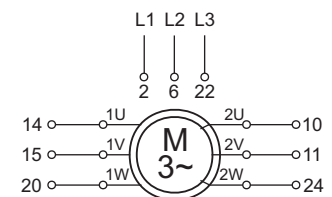
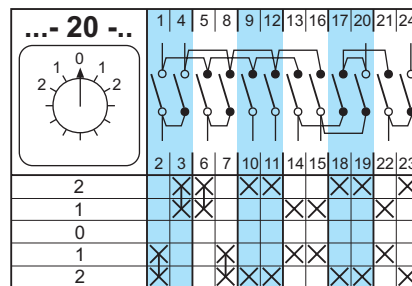
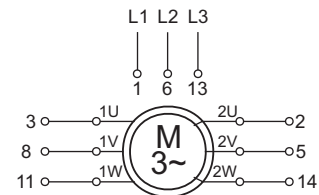
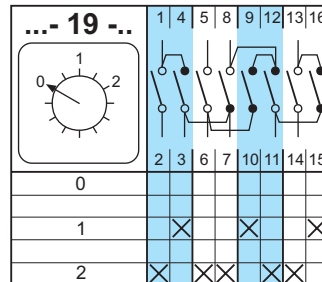
SKLOPKE ZA UPRAVLJANJE MOTORIMA

Zvezda trougao



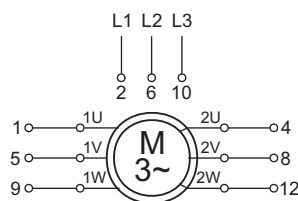
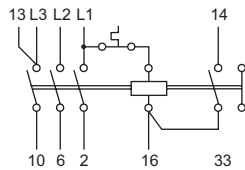
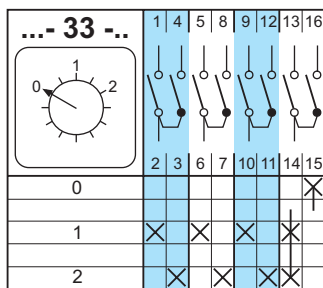
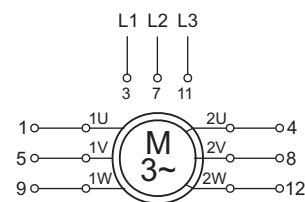
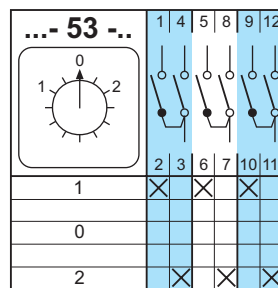
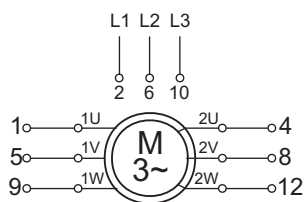
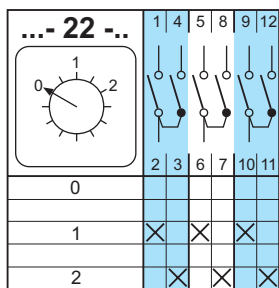
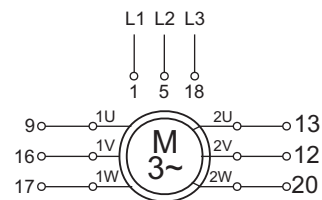
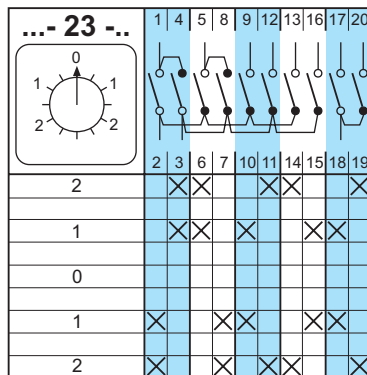
SKLOPKE ZA UPRAVLJANJE MOTORIMA (Dahlander)

Opis prekidača	broj šeme
Δ-0-YY sa 0- u sredini	13
0-Δ-YY standardna verzija	19
YY-Δ-0-Δ-YY dva smera okteranja	20
Verzija sa kontaktorom	32



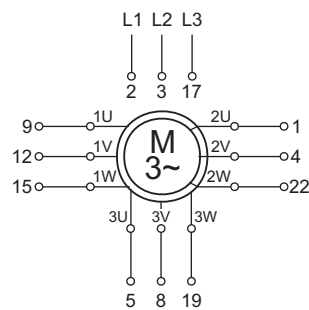
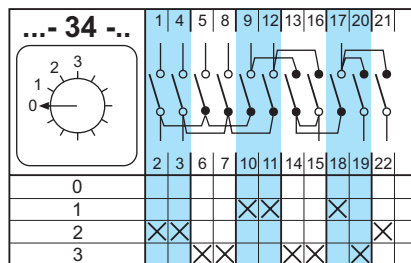
SKLOPKE ZA UPRAVLJANJE MOTORIMA

Opis sklopke	Broj šeme
1 - 0 - 2 0 - 1 - 2 Dve brzina, dva smer dve brzine, dva smer sa kontaktorom	53 22 23 33

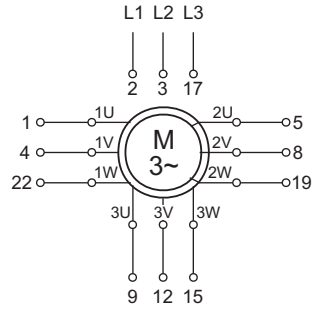
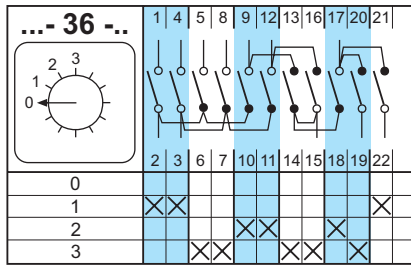
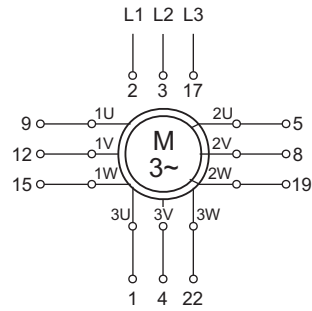
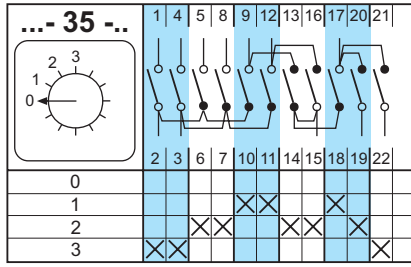


Sklopke za upravljanje trobrzinskih motora

Opis sklopke	broj šeme
tri brzine, dva namotaja (1. i 3. Brzina Dahlander)	34
tri brzine, dva namotaja (1. i 2. Brzina Dahlander)	35
tri brzine, dva namotaja (2. i 3. Brzina Dahlander)	36

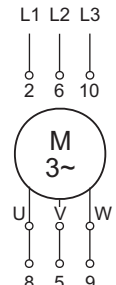
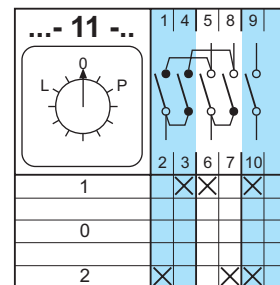
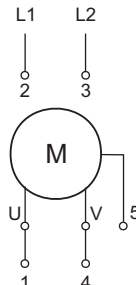
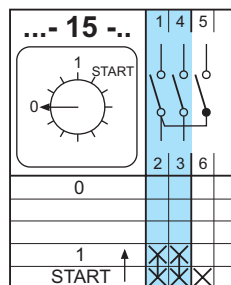
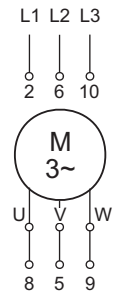
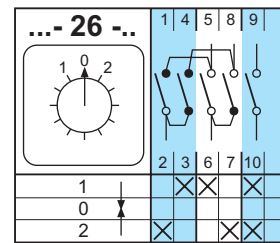
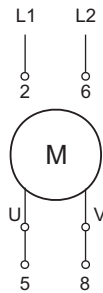
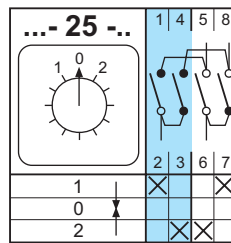
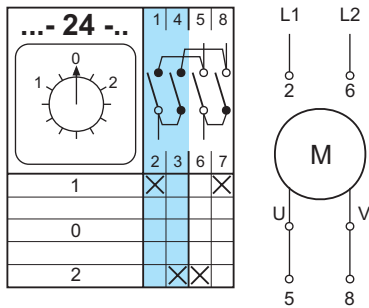
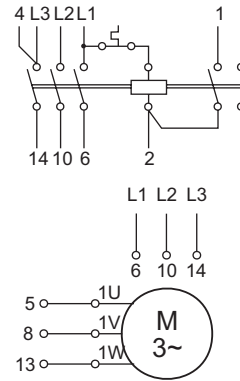
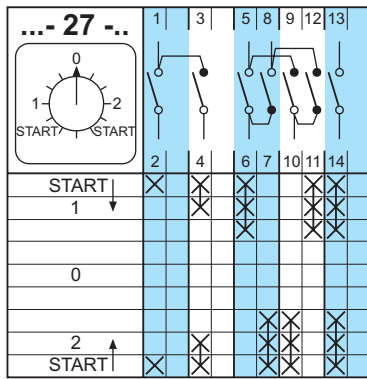


SKLOPKE ZA UPRAVLJANJE MOTORIMA



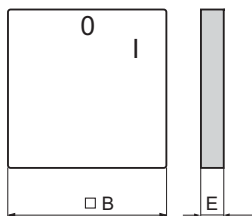
SKLOPKE ZA PROMENU SMERA MOTORA

Opis sklopke	broj šeme
2 pola	24
2 pola povrat u - 0 - 3 pola	25
3 pola povrat u - 0 - 3 pola sa kontaktorom	11
3 pola povrat u - 0 - 3 pola sa kontaktorom	26
3 pola povrat u - 0 - 3 pola sa kontaktorom	27
Sa povratom u - 1 -	15



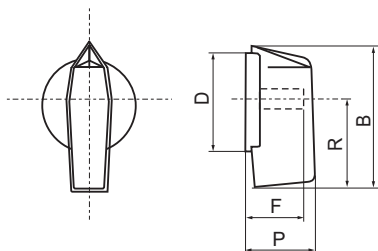
Montažne dimenzije

Prednji panel standardne verzije

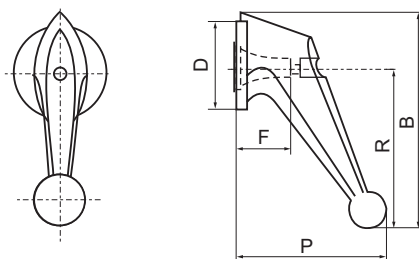


Grupa	□ B	E
A0	48	7,5
A1	65	9,5
A2	90	9,5
A3	132	10

Ručica

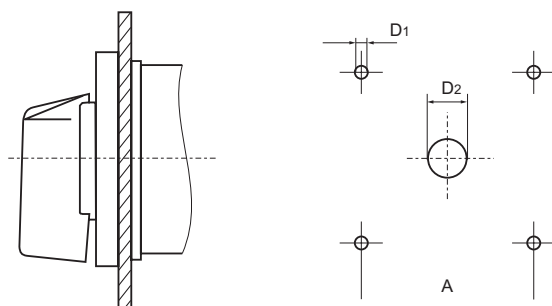


Grupa	D	P	R	B	F
	∅				
A0	27,5	19	23,5	39,5	16
A1	35	25	32	53	20
A2	48	32	43,5	70,5	26
A3	75	46,5	63,5	104	39



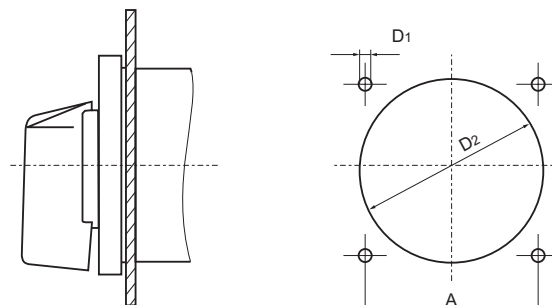
Grupa	D	P	R	B	F
	∅				
A1	35	51	62,5	81,5	15
A2	48	64	79,5	105,5	19
A3	75	88	115	155,5	28

Montaža sklopke na vrata



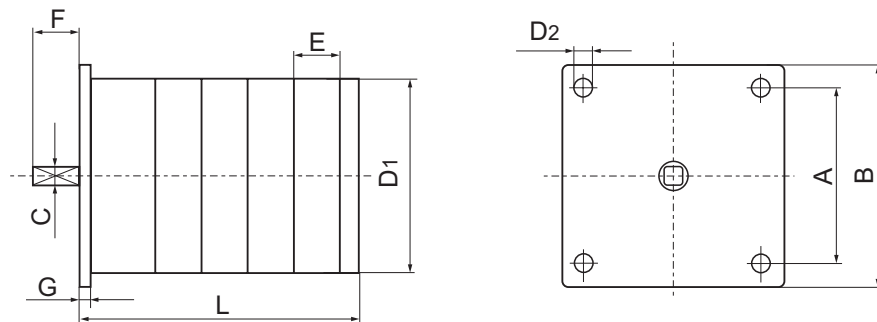
Grupa	D ₁	D ₂	A
	∅	∅	□
A0	5	14	36
A1	5	14	48
A2	6	16	72
A3	6	18	104

Montaža sklopke na vrata



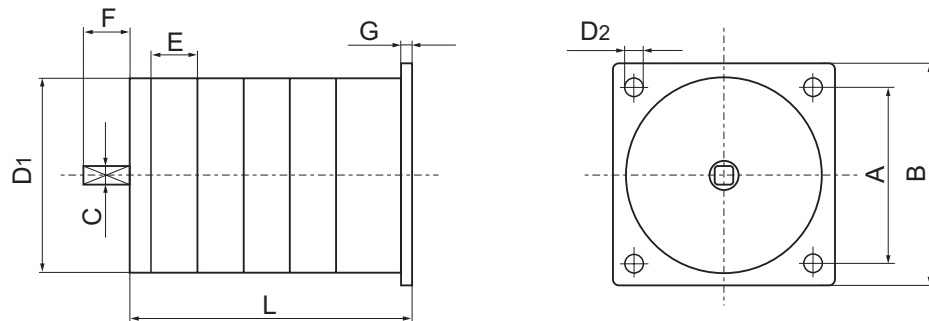
Grupa	D ₁	D ₂	A
	∅	∅	□
A0	5	42,5	36
A1	5	59	48
A2	6	82	72

"U" IZVEDBA



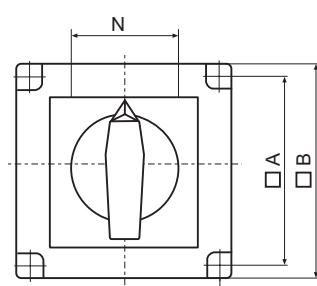
Grupa	Tip sklopke	D1	D2	A	B	C	E	F	G	L (u zavisnosti od broja elemenata)											
		∅	∅	□	□	□					1	2	3	4	5	6	7	8	9	10	11
A0	4G 10	38	4,3	36	48	6	9,6	22	4	33	42,5	52	61,5	71	81	90,5	100	109,5	119	129	138,5
A1	4G 16	57	4,3	48	65	6	13,5	26	3	46,5	60	73,5	87,5	101	114,5	128,5	143	156	169,5	183	196,5
	4G 25	57	4,3	48	65	6	13,5	26	3	46,5	60	73,5	87,5	101	114,5	128,5	143	156	169,5	183	196,5
A2	4G 40	80	5,3	72	90	8	18	31	5	56,5	74,5	92,5	110,5	128,5	146,5	164,5	182,5	200,5	218,5	236,5	254,5
	4G 63; 80	80	5,3	72	90	8	18	31	5	56,5	74,5	92,5	110,5	128,5	146,5	164,5	182,5	200,5	218,5	236,5	254,5
A3	4G 100	120	5,3	104	132	10	29	37,5	6	77	107	136	166	226	146,5	284	314	343	373	402	432

"OU" IZVEDBA

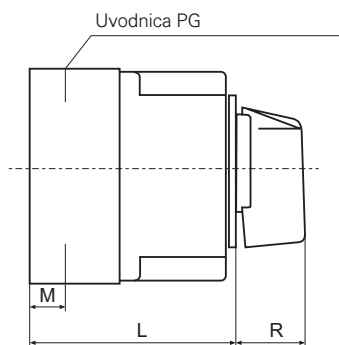


Grupa	Tip sklopke	D1	D2	A	B	C	E	F	G	L (u zavisnosti od broja elemenata)											
		∅	∅	□	□	□					1	2	3	4	5	6	7	8	9	10	11
A0	4G 10	38	4,3	36	48	6	9,6	32	4	37	46,5	56	65,5	75	85	94,5	104	113,5	123	133	142,5
A1	4G 16	57	4,3	48	65	6	13,5	35	3	46,5	60	73,5	87,5	101	114,5	128,5	143	156	169,5	183	196,5
	4G 25	57	4,3	48	65	6	13,5	35	3	46,5	60	73,5	87,5	101	114,5	128,5	143	156	169,5	183	196,5
A2	4G 40	80	5,3	72	90	8	18	40	5	56,5	74,5	92,5	110,5	128,5	146,5	164,5	182,5	200,5	218,5	236,5	254,5
	4G 63; 80	80	5,3	72	90	8	18	40	5	56,5	74,5	92,5	110,5	128,5	146,5	164,5	182,5	200,5	218,5	236,5	254,5
A3	4G 100	120	5,3	104	132	10	29	50	6	77	107	136	166	196	226	284	314	343	373	402	432

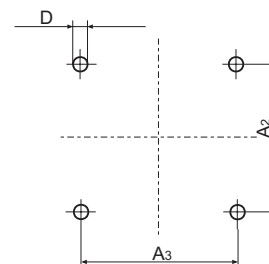
"PK" IZVEDBA



IP 55



Raspored i dimenzije
montažnih rupa




Grupa	Tip sklopke	D	A1	A2	A3	B	M	N	R	Uvodnica PG	L (u zavisnosti od broja elemenata)			
		∅	□			□					1	2	3	4
A0	4G 10	4,3	55	38	54	64	13	25	19	11	55,5	55,5	75	75
A1	4G 16	4,3	75	75	75	85	19	34	25	16	77	77	104	104
	4G 25	4,3	75	75	75	85	19	34	25	16	77	77	104	104
A2	4G 40	5,3	109	91	107	120	29	45	32	21	95	95	132	132
	4G 63, 4G 80	5,3	109	91	107	120	29	45	32	21	95	95	132	132

SPECIJALNE IZVEDBE

S1 odvojena ugradnja sa produženim pogonom

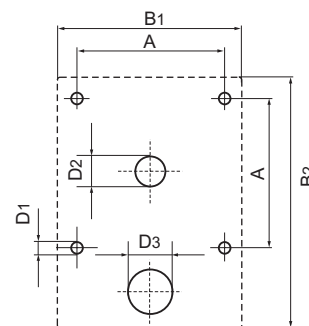
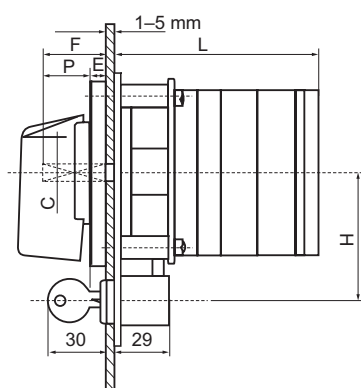
: grupa A1, A2, A3



Prednja ploča i ručica se montiraju na vrata ormara

S5 zaključavanje sa vadenjem ključa u određenom položaju

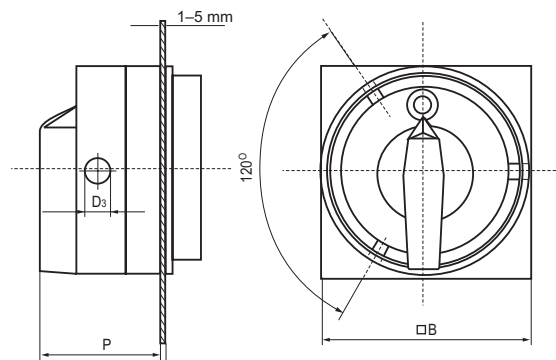
: grupa A1, A2



Grupa	D ₁	D ₂	D ₃	A	B ₁	B ₂	C	E	F	H	P	L (u zavisnosti od broja elemenata)											
							□					1	2	3	4	5	6	7	8	9	10	11	12
A1	5	14	21,5	48	65	98	6	9,5	26	48	25	72,5	86	99,5	113,5	127	140,5	154,5	169	182	195,5	209	222,5
A2	6	16	21,5	72	90	122	8	9,5	31	60	32	82,5	100,5	118,5	136,5	154,5	172,5	190,5	208,5	226,5	244,5	262,5	280,5

S6 Zaključavanje u nultom položaju

Grupa A0, A1, A2

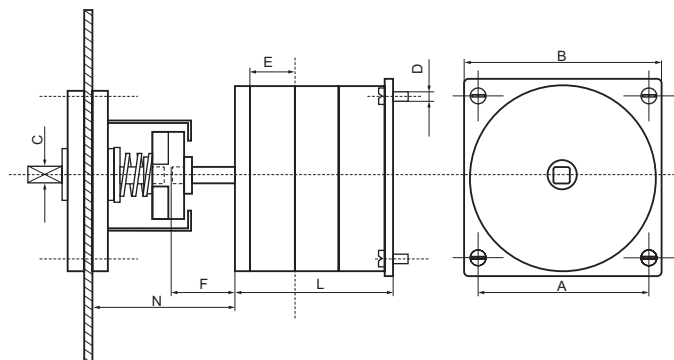


P=35 za A0 i A1
P=44 za A2

D3=7 za A1
D3=8 za A2


- S7** Odvojena ugradnja sa spojnicom
Prednja ploča i ručica se montiraju na vrata ormara
Otvaranje vrata moguće u svim položajima ručice

Grupa: A1, A2



- S8** Odvojena ugradnja sa spojnicom
Prednja ploča i ručica se montiraju na vrata ormara
Otvaranje vrata moguće u svim položajima ručice

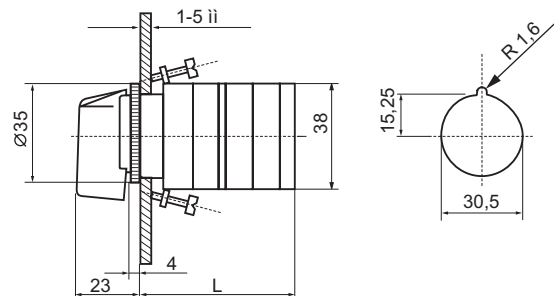
Grupa: A1, A2



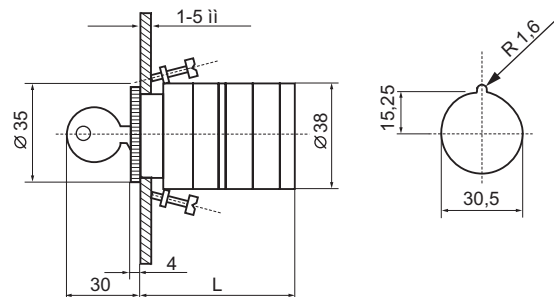
Grupa	D	A	B	C	E	F	N*	L (u zavisnosti od broja elemenata)											
								1	2	3	4	5	6	7	8	9	10	11	12
A1	4	48	65	6	13,5	16,5	54	46,5	60	73,5	87,5	101	114,5	128,5	143	156	169,5	183	196,5
A2	5	72	90	8	18	17	60	56,5	74,5	92,5	110,5	128,5	146,5	164,5	182,5	200,5	200,5	236,5	254,5

- S9** Ugradnja u otvor $\varnothing 30,5$

Grupa A0

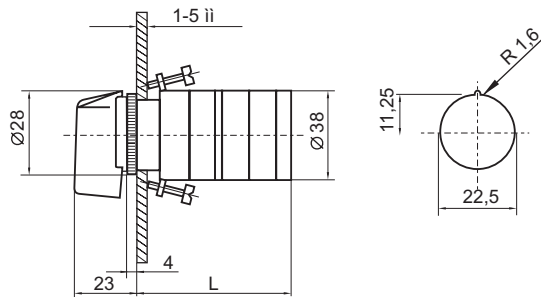


- S10** Ugradnja u otvor $\varnothing 30,5$ mm
mogućnost vadenja ključa u određenom položaju.
Standardno u nultom položaju
Grupa: A0



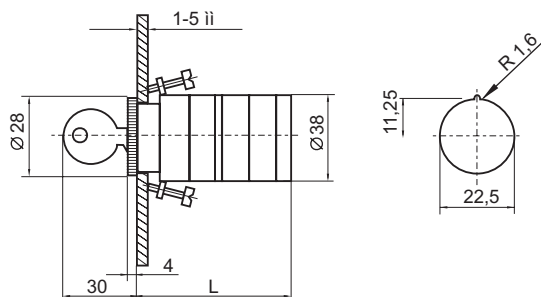
S11 Ugradnja u otvor $\varnothing 30,5$ mm

Grupa A0



S12 Ugradnja u otvor $\varnothing 30,5$ mm mogućnost vađenja ključa u određenom položaju.

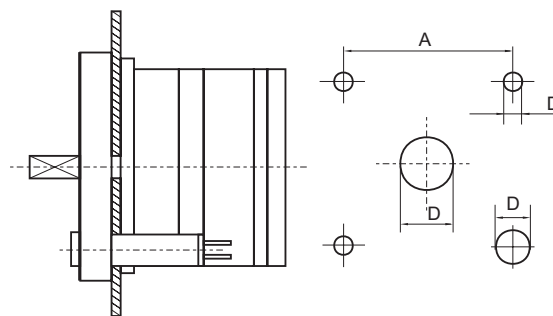
Standardno u nultom položaju
Grupa: A0



sklopke S9, S10, S11, S12	L (âu zavisnosti od broja elemenata)											
	1	2	3	4	5	6	7	8	9	10	11	12
	47	56,5	66	75,5	85	95	104,5	114	123,5	133	143	152,5

S15 Sklopka sa signalnom lampicom

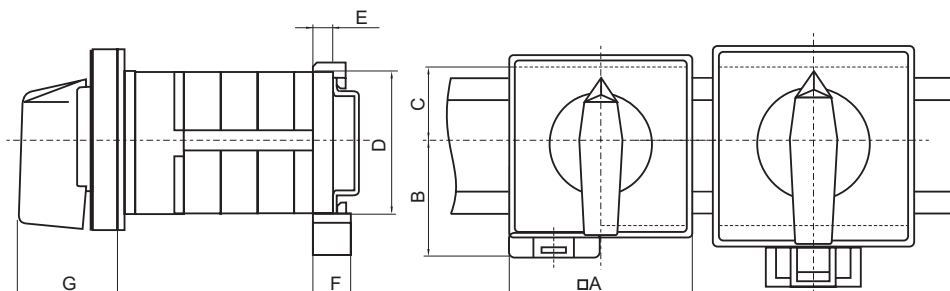
(Napon sijalice 220V)
grupa: A0, A1, A2



Grupa	A	D	D	D
	□	∅	∅	∅
A0	36	5	14	9
A1	48	5	14	9
A2	72	6	16	9

S18 Montaža na DIN šinu

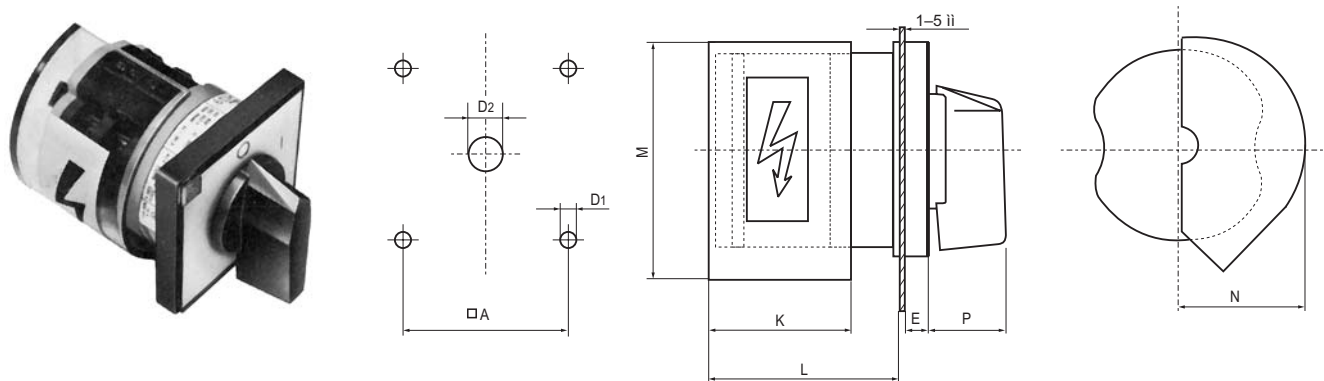
Grupa: A0, A1, A2



Grupa	A	B	C	D	E	F	G
	□						
A0	48	30	21	35	5	10,5	26,5
A1	65	48,5	21	35	9	15	34,5
A2	90	48,5	21	35	9	15	41,5

S19 Izvedba -U- sa zaštitom od slučajnog dodira

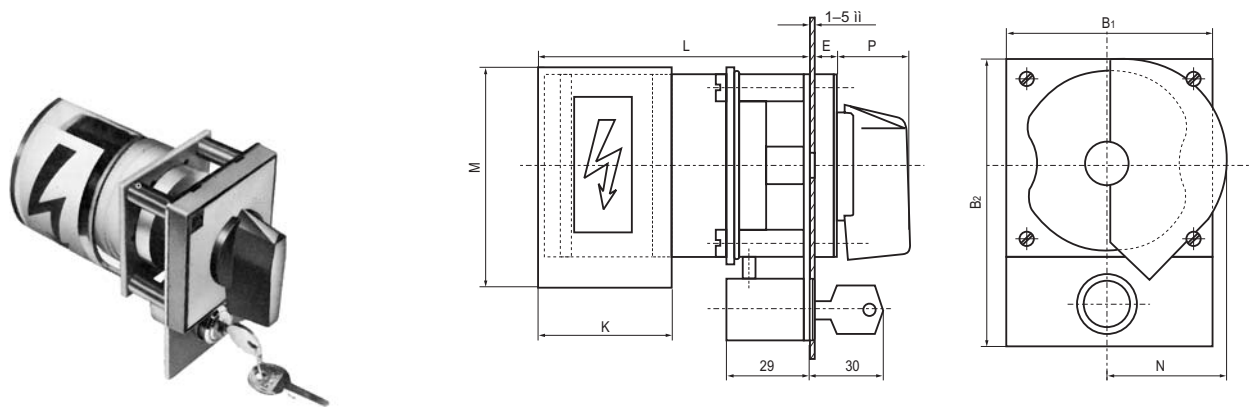
grupa: A1, A2



Grupa	D ₁	D ₂	A	E	P	K	M	N	L
	∅	∅	□						
A1	5	14	48	9,5	25	51	78	36	69
A2	6	16	72	9,5	32	58	99	53	78

S21 Izvedba -S5- sa zaštitom od slučajnog dodira

Grupa: A1, A2

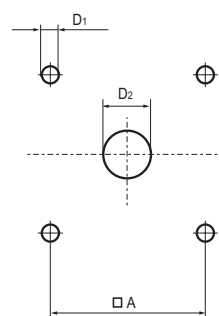
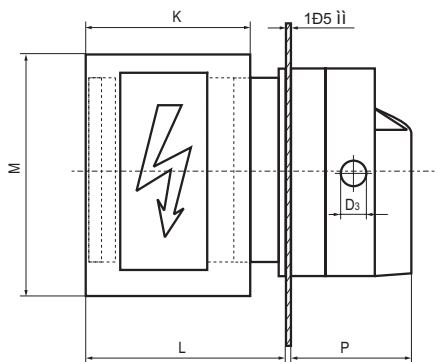
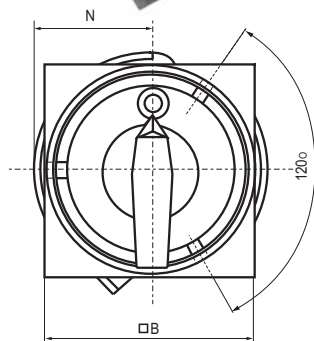


Grupa	D ₁	D ₂	D ₃	A	B ₁	B ₂	P	K	M	N	L	E	H
	∅	∅	∅										
A1	5	14	21,5	48	65	98	25	51	78	36	95	9,5	48
A2	6	16	21,5	72	90	122	32	58	99	53	104	9,5	60
A3	6	18	21,5	104	132	168	46,5	88	132	78	137	10	85

S25 Izvedba -S6- sa zaštitom od slučajnog dodira.
GRUPA: A1, A2,



Ѕодииа	D ₁	D ₂	D ₃	A	B	P	K	M	N	L
	∅	∅	∅	□	□					
A1	5	14	7	48	65	35	51	78	36	69
A2	6	16	8	72	90	44	58	99	53	78





RASINA d.o.o. Slobodana Principa 1, MML Beograd
Proizvodnja : Srećka Jovanovića br.51A , 11235 M.Požarevac,Sopot
tel.: (+381) 11 3047-558, 3047-559, (+381) 64 8207-415
www.rasina.com

